

22<sup>ND</sup>  
Annual

The Industry's Preeminent  
Event on Novel Drug  
Targets and Technologies

FINAL AGENDA

# Discovery on TARGET

September 30 - October 3, 2024

Boston, MA | SHERATON BOSTON & VIRTUAL

Register by  
July 19  
and save up  
to \$500

## Conference Programs

September 30



Strategies for Targeting Kinases  
Covalent Chemistries and Induced Proximity **NEW**



Emerging Immune Modulation Strategies  
Synthetic Biology for Drug Discovery and Therapy **NEW**

October 1-2



Degraders and Molecular Glues – Part 1



Lead Generation Strategies



Small Molecules for Cancer Targets



Antibodies Against Membrane Protein Targets



Small Molecules Targeting RNA



AI/ML-Enabled Drug Discovery – Part 1



Physiologically Relevant Translational Models



**TRAINING SEMINAR** GPCR Pharmacodynamics: Kinetics, Allostereism, and Biased Agonism in Pharma Discovery **NEW**

October 2-3



Degraders and Molecular Glues – Part 2



Target Identification Strategies



GPCR-Based Drug Discovery



Cancer Antibodies



Targeting Transcription Factors



AI/ML-Enabled Drug Discovery – Part 2



**TRAINING SEMINAR** Drug Exposure at the Target: The Role of ADME and Pharmacokinetics **NEW**

## Plenary Keynote Program



Discovery of Transformative Rx to Treat Obesity and Related Diseases

Richard DiMarchi, PhD, Distinguished Professor of Chemistry and Chair, Biomolecular Sciences, Indiana University; former Executive, Lilly and Novo Research Labs



Fragment-Based Drug Discovery for Elusive Cancer Targets

Stephen W. Fesik, PhD, Professor of Biochemistry, Pharmacology & Chemistry; Orrin H. Ingram II Chair in Cancer Research, Vanderbilt University

Organized by Cambridge HEALTHTECH Institute

#BostonDOT24

DiscoveryOnTARGET.com

Premier Sponsors:

BIORBUS

euofins

DISCOVERY



# About the Event

Discovery on Target (DOT) highlights advances in current and emerging "hot" targets and technologies, as well as target validation strategies for the discovery and development of novel therapeutic agents ranging from biologics to small molecules.

We aim to meet your research needs. Visit numerous concurrent sessions all week for informative presentations, lively dialogue, and meaningful connections with peers. Customize your experience further through focused short courses, training seminars, interactive breakout discussions, and networking options that help you engage with experts and solutions providers.

Our four-day event brings back popular topics like kinases, immunomodulation, and degraders, plus **new coverage** of covalent chemistries and induced proximity, synthetic biology, cancer antibodies, generative AI, and translational models.



Please use keycode **DOT PDF F** when registering!

## EVENT AT-A-GLANCE



### MONDAY September 30

- Strategies for Targeting Kinases
- Covalent Chemistries and Induced Proximity **NEW**
- Emerging Immune Modulation Strategies
- Synthetic Biology for Drug Discovery and Therapy **NEW**

**Pre-Conference Dinner Short Courses\*  
MONDAY, September 30**

SC1: Protein Degraders: A Focus on PROTACs from an ADME-Tox Perspective

SC2: Fragment-Based Drug Design: Advancing Tools and Technologies

SC3: DNA-Encoded Libraries

SC4: Best Practices for Targeting GPCRs, Ion Channels, and Transporters with Monoclonal Antibodies

SC5: Developing Physiologically Relevant 3D Models

**IN-PERSON ONLY**

### TUESDAY — WEDNESDAY October 1 — October 2

- Degraders and Molecular Glues – Part 1
- Lead Generation Strategies
- Small Molecules for Cancer Targets
- Antibodies Against Membrane Protein Targets
- Small Molecules Targeting RNA
- AI/ML-Enabled Drug Discovery – Part 1
- Physiologically Relevant Translational Models **IN-PERSON ONLY**
- GPCR Pharmacodynamics: Kinetics, Allostery, and Biased Agonism in Pharma Discovery **NEW**

### WEDNESDAY — THURSDAY October 2 — October 3

- Degraders and Molecular Glues – Part 2
- Target Identification Strategies
- GPCR-Based Drug Discovery
- Cancer Antibodies
- Targeting Transcription Factors
- AI/ML-Enabled Drug Discovery – Part 2
- Drug Exposure at the Target: The Role of ADME and Pharmacokinetics **NEW** **IN-PERSON ONLY**

- Pre-Conference Symposium\*
- Conference
- Short Course (In-Person Only)\*
- Training Seminar (In-Person Only)

\*Premium Package includes access to two short courses and all symposia. Separate registration required for other packages.

**Dinner Short Courses\*  
WEDNESDAY, October 2**

SC6: Protein Degraders: A Focus on PROTACs from a Beyond Rule of Five Space Perspective

SC7: Chemical Biology for Covalent Discovery, Phenotypic Screening, and Target Deconvolution

SC8: Biophysical Approaches for GPCRs

SC9: Fundamentals of Generative AI for Drug Discovery

**IN-PERSON ONLY**

**Plenary Keynote Program  
WEDNESDAY, October 2**

# Become a Sponsor or Exhibitor

## SPONSORSHIP PROGRAMS

CHI's comprehensive sponsorship packages allow you to achieve your objectives before, during, and long after the event. Maximize exposure to hard-to-reach decision-makers through the following sponsorship opportunities:

### Podium Presentations - Available within Main Agenda!

Showcase your solutions to a guaranteed, targeted audience through a 15- or 30-minute presentation during a specific conference program. Package includes exhibit space, on-site branding, and access to cooperative marketing efforts by CHI.

### One-on-One Meetings

Work with us to identify your target prospects and we will schedule meetings for you. Think of us as your inside sales team with all your hottest leads in close reach. Opportunities sold on a very limited basis.

### Invitation-Only Dinner/Hospitality Suite

Sponsors will select their top prospects from the conference preregistration list for an evening of networking at the hotel or at a choice local venue. CHI will extend invitations, conduct follow-up, and confirm attendees. The evening will be customized to meet with your specific objectives.

### Corporate Support Exhibit Package

Includes 8'x10' exhibit space. Contact us for more information.



### Additional sponsorship & branding opportunities include:

- Meter Boards
- Lanyards
- Foot Trails
- Keynote Chair Drop
- Tote Bag Exclusive Sponsorship
- Water Bottles
- Conference Track Notebooks
- Tote Bag Insert
- And more!

For more information regarding exhibit and sponsorship, please contact:

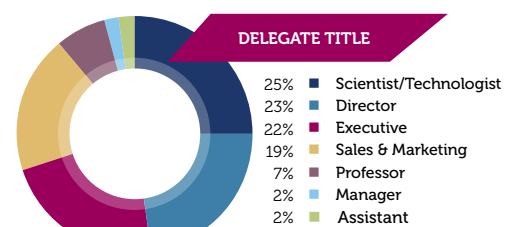
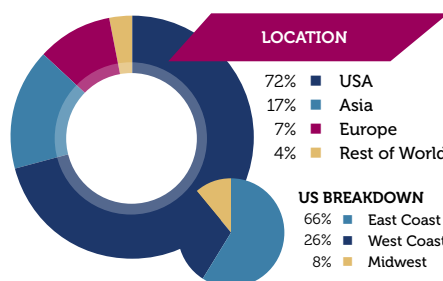
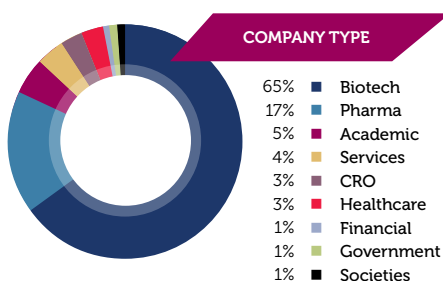
**Kristin Skahan**

Senior Business Development Manager

781-972-5431

[kskahan@healthtech.com](mailto:kskahan@healthtech.com)

## 2023 ATTENDEE DEMOGRAPHICS



# Thank You to Our Sponsors

Please use keycode  
**DOT PDF F** when registering!

## Premier Sponsors:



DISCOVERY

## Corporate Sponsors:



## Corporate Support Sponsors:



# Plenary Keynote

## Program

Join colleagues from around the world for the Discovery on Target Plenary Keynote Program. Bridging both halves of the event, it's the only time our whole community of drug discovery professionals assembles together to learn about big-picture perspectives, innovative technologies, and thought-provoking trends from luminaries in the field.

WEDNESDAY, OCTOBER 2

### Discovery of Transformative Rx to Treat Obesity and Related Diseases

*Richard DiMarchi, PhD, Distinguished Professor of Chemistry and Chair, Biomolecular Sciences, Indiana University; former Executive, Lilly and Novo Research Labs*



Obesity represents a medicinal challenge that warrants broad molecular diversity. We have pioneered the recruitment of endogenous hormones and physiological mechanisms optimized for pharmacological purposes to address it. The discovery of single-molecule, multi-mechanism incretins enables breakthrough efficacy in lowering body weight. The integrated pharmacology of these peptides, with endocrine

proteins and nuclear hormones, is providing a library of drug candidates that promises even greater clinical outcomes and therapy for associated diseases that have historically proven as intractable to treat as obesity once constituted.

Professor DiMarchi is a member of the National Academy of Medicine and the National Inventors Hall of Fame. He is a former Group Vice President at Lilly and later Novo. His contributions pertain to the discovery and development of Humalog®, rGlucagon®, Forteo®, and Evista®. His research includes discovery of peptides transforming the treatment of diabetes and obesity. He is co-inventor on >100 U.S. patents and co-author to >250 scientific publications. He was identified as a top-five translation researcher by *Nature Biotechnology*. Since 2003, he has co-founded eight successful biotech companies.

### Fragment-Based Drug Discovery for Elusive Cancer Targets

*Stephen W. Fesik, PhD, Professor of Biochemistry, Pharmacology & Chemistry; Orrin H. Ingram II Chair in Cancer Research, Vanderbilt University*



The most highly validated cancer targets (KRAS, MYC, and WNT) affecting the majority of cancers are thought to be impossible to drug. Using fragment-based methods that I pioneered over 25 years ago, we have discovered mutant selective and pan KRAS inhibitors, potent inhibitors of the MYC cofactor WDR5, and degraders of b-catenin in the WNT pathway. These novel inhibitors/degraders should have a tremendous impact on cancer treatment in the future.

Stephen W. Fesik, PhD is the Orrin H. Ingram II Chair in Cancer Research and a Professor of Biochemistry, Pharmacology, and Chemistry at Vanderbilt University School of Medicine. He is also a member of the Vanderbilt Ingram Cancer Center (VICC), the Vanderbilt Institute of Chemical Biology (VICB), and the Center for Structural Biology (CSB). The focus of his research is on cancer drug discovery using fragment-based approaches and structure-based drug design. Prior to joining Vanderbilt in May 2009, Dr. Fesik was the Divisional Vice President of Cancer Research at Abbott (2000-2009) where he built a pipeline of compounds that are showing promising anti-cancer activities in early-stage clinical trials. In addition, while he was at Abbott, he developed several new NMR methods, determined the three-dimensional structures of several proteins and protein/ligand complexes, pioneered a fragment-based method for drug discovery called SAR by NMR, and applied this method to identify and optimize ligands for binding to many protein drug targets. Dr. Fesik has published more than 295 papers, trained 68 postdoctoral fellows, and has served as a member of the Editorial Boards of many scientific journals, scientific advisory boards, and the Keystone and Bruker Board of Directors. He has also obtained several awards, such as the Lifetime Achievement Award in Nuclear Magnetic Resonance from EAS (2003), the SBS Technology Innovation Award (2010), the NIH Director's Pioneer Award (2010), the AACR Award for Outstanding Achievement in Chemistry in Cancer Research (2012), and 2021 Chester Stock Award from Memorial Sloan Kettering Cancer Center.

## In-Person Breakouts

In-Person Breakouts are informal, moderated discussions, allowing participants to exchange ideas and experiences and develop future collaborations around a focused topic. Each discussion will be led by a facilitator who keeps the discussion on track and the group engaged. To get the most out of this format, please come prepared to share examples from your work, be a part of a collective, problem-solving session, and participate in active idea sharing. Please visit [DiscoveryOnTarget.com/Interactive-Discussions](https://www.discoveryontarget.com/Interactive-Discussions) for a complete listing of topics and descriptions.

# Dinner Short Courses\*

\*Premium Pricing or separate registration required

SHORT COURSES AND TRAINING SEMINARS WILL BE OFFERED IN-PERSON ONLY.

MONDAY, SEPTEMBER 30 5:00-7:30 PM

## SC1: Protein Degraders: A Focus on PROTACs from an ADME-Tox Perspective

Instructors:

Prasoon Chaturvedi, PhD, Vice President & Head, DMPK, C4 Therapeutics, Inc.

John Erve, PhD, President, Jerve Scientific Consulting

This course focuses on proteolysis targeting chimeras (PROTACs) and will cover topics relevant to developing them as therapeutics. Topics to be covered in this part of the course will include looking at what is known about how PROTACs are metabolized *in vivo* and strategies to deliver them with adequate PK/PD. The unique mechanism of action of PROTACs gives rise to some drug safety issues not seen in small molecules, which will be discussed. Finally, we will explore the possible relevance of circadian rhythm to protein degradation and PROTACs.

## SC2: Fragment-Based Drug Design: Advancing Tools and Technologies

Instructors:

Daniel A. Erlanson, PhD, Chief Innovation Officer, Innovation and Discovery, Frontier Medicines Corporation

Ben J. Davis, PhD, Research Fellow, Biology, Vernalis R&D Ltd.

This course aims to introduce the fundamentals of Fragment-Based Lead Discovery (FBLD) to attendees. The first section will focus on the concepts of using fragments for hit generation. Special emphasis will be placed on practical pitfalls and the many ways to advance fragments to leads and drugs. The second part of the course will discuss the variety of fragment screening methods and when they are best applied. The composition of fragment libraries will also be discussed in detail. The attendees should come away from this course with a solid understanding of what FBLD is and how to apply it.

## SC3: DNA-Encoded Libraries

Instructors:

Svetlana Belyanskaya, PhD, former Vice President, Biology, Anagenex

Ghotas Evindar, PhD, Drug Discovery Consultant, Former DEL Platform Senior Manager and Group Leader at GlaxoSmithKline

This course provides an overview of DNA-Encoded Library (DEL) screening platforms, discusses common selection strategies for identifying novel hits from DEL campaigns and delves into parameters for building a library collection. The instructors will also cover strategic considerations in using DEL selection data to accelerate hit-to-lead steps in drug discovery.

## SC4: Best Practices for Targeting GPCRs, Ion Channels, and Transporters with Monoclonal Antibodies

Instructors:

Ross Chambers, PhD, Vice President, Antibody Discovery, Integral Molecular, Inc.

Joseph Rucker, PhD, Vice President, Research and Development, Integral Molecular, Inc.

Complex membrane proteins represent the majority of protein classes addressed by therapeutic drugs. Significant opportunities exist for targeting complex membrane proteins with antibodies, but it has been challenging. This course will examine emerging technologies and strategies for enabling the successful isolation of specific and functional antibodies against GPCRs, ion channels, and transporters, and highlight progress via case studies.

## SC5: Developing Physiologically Relevant 3D Models

Instructors:

Madhu Lal Nag, PhD, CSO, InSphero

Nathan P. Coussens, PhD, Scientific Director, Molecular Pharmacology Laboratory, Frederick National Laboratory for Cancer Research

With the passing of the FDA Modernization Act 2.0, there is a greater interest in the drug discovery community to develop and use physiologically relevant *in vitro* models for drug candidate testing and IND filings. This course will help attendees understand what it takes to design and develop relevant 3D organoid/spheroid models through the various stages of assay development, automation compatibility and data analysis. The utility of these models in answering specific biological questions and the importance of developing a robust, scalable 3D model-based assay for preclinical decision-making will also be demonstrated through case studies.

WEDNESDAY, OCTOBER 2 6:00-8:30 PM

## SC6: Protein Degraders: A Focus on PROTACs from a Beyond Rule of Five Space Perspective

Instructor:

John Erve, PhD, President, Jerve Scientific Consulting

This course focuses on proteolysis targeting chimeras (PROTACs) and will cover topics relevant to developing them as oral therapeutics. Topics to be covered in this part of the course will include their physicochemical properties and how these influence solubility and permeability and assays to determine polarity. We will also examine ADME topics focusing on *in vitro* assays including stability assays, transporters, drug-drug interactions (DDIs), Cytochrome P450 (CYP450) inhibition, etc.

## SC7: Chemical Biology for Covalent Discovery, Phenotypic Screening, and Target Deconvolution

Instructors:

Paul Brennan, PhD, Professor, Nuffield Department of Medicine, University of Oxford

Brent Martin, PhD, Vice President, Chemical Biology, Scorpion Therapeutics

Aarti Kawatkar, Associate Principal Scientist, Chemical Biology & Proteomics, AstraZeneca R&D

This course is designed to provide an overview and best practices in the use of chemical biology probes and assays that have been developed for applications in early drug discovery. Chemists and biologists working in lead generation, assay development, phenotypic screening, target discovery and deconvolution, target engagement and mechanism-of-action (MoA) studies will all benefit from attending this course. The instructors will share their knowledge and expertise around the use of various technologies and chemistries, and there will be time for open discussion and exchange of ideas.

## SC8: Biophysical Approaches for GPCRs

Instructor:

Matthew T. Eddy, PhD, Assistant Professor, Chemistry, University of Florida, Gainesville

This course will cover NMR screening methods for membrane proteins, especially GPCRs; LCP (liquid cubic phase) crystallization applications with a few GPCR examples; and advances in Cryo-EM and nanodiscs. All these biophysical techniques will be discussed in the context of their impact on membrane-protein targeted drug discovery.

## SC9: Fundamentals of Generative AI for Drug Discovery

Instructors:

Parthiban Srinivasan, PhD, Professor, Data Science and Engineering, Indian Institute of Science Education and Research, Bhopal

Petrina Kamyra, PhD, Global Head of AI Platforms, Vice President Insilico Medicine; President, Insilico Medicine Canada, Insilico

Deep generative modeling is rapidly transforming *de novo* drug discovery, streamlining the entire process. This course aims to explain the potential of AI, machine learning, and generative AI models in creating tailored molecules with specific properties. It explores the fundamentals of Variational Autoencoders, Generative Adversarial Networks, Transformers, Large Language Models (LLMs), BERT, and GPT models in the context of drug discovery, highlighting their crucial role in reshaping the pharmaceutical landscape. Along the way, we'll dissect three pivotal techniques for biopharma specific LLMs: prompt engineering, retrieval augmented generation (RAG), and fine-tuning. This course is designed for medicinal chemists, molecular modeling users, and project managers seeking to harness the capabilities of modern Generative AI concepts and integrate them into their work.

# Training SEMINARS

By Cambridge Healthtech Institute

TRAINING SEMINARS WILL BE OFFERED IN-PERSON ONLY.

Cambridge Healthtech Institute Training Seminars offer real-life case studies, problems encountered and solutions applied, along with extensive coverage of the academic theory and background. Each Training Seminar offers a mix of formal lecture and interactive discussions and activities to maximize the learning experience. These Training Seminars are led by experienced instructors who will focus on content applicable to your current research and provide important guidance for those new to their fields.

TUESDAY, OCTOBER 1, 8:00 AM - 6:00 PM | WEDNESDAY,  
OCTOBER 2, 8:00 - 10:00 AM

## TS8A: GPCR Pharmacodynamics: Kinetics, Allosterism, and Biased Agonism in Pharma Discovery

*Instructor:*

Terrence P. Kenakin, PhD, Professor, Pharmacology, University of North Carolina at Chapel Hill

This training seminar describes models and tools that extend GPCR pharmacology into new therapeutic areas. I review the new data characterizing the allosteric nature of GPCRs and how this can be applied to the discovery of new drugs. Discussion emphasizes characterization of Biased Agonists, Positive Allosteric Modulators (PAMs), and Negative Allosteric Modulators (NAMs) in practical terms for application to drug discovery.

### Topics to be Covered:

- The Role of Pharmacology in Drug Discovery / Determining Mechanism of Drug Action / Tools of Pharmacology: Dose-Response Curves, Assays / Pharmacologic Principles: Affinity / Efficacy
- What is Efficacy? / The Black/Leff Operational Model / Biased Signaling / Selecting GPCRs as Drug Targets / Kinetics as a Major Player in GPCR Drug Selection
- Allosteric Protein Function / The 2 Unique Functions of Allosteric Modulators / 'Induced-Bias' and Allosteric Probe Dependence / Quantifying Allosteric Function / NAMs, PAMs, and PAM-Antagonists / Case Studies: 'Know Your Molecule'

### INSTRUCTOR BIOGRAPHY



Beginning his career as a synthetic chemist, Terry Kenakin received a PhD in Pharmacology at the University of Alberta in Canada. After a postdoctoral fellowship at University College London, UK, he joined Burroughs-Wellcome as an associate scientist for 7 years. From there, he continued working in drug discovery for 25 years first at Glaxo, Inc., then Glaxo Wellcome, and finally as a Director at GlaxoSmithKline

Research and Development laboratories at Research Triangle Park, North Carolina, USA. Dr. Kenakin is now a professor in the Department of Pharmacology, University of North Carolina School of Medicine, Chapel Hill. Currently he is engaged in studies aimed at the optimal design of drug activity assays systems, the discovery and testing of allosteric molecules for therapeutic application, and the quantitative modeling of drug effects. In addition, he is Director of the Pharmacology graduate courses at the UNC School of Medicine. He is a member of numerous editorial boards, as well as Editor-in-Chief of the *Journal of Receptors and Signal Transduction*. He has authored numerous articles and has written 10 books on pharmacology.

WEDNESDAY, OCTOBER 2, 1:45 - 5:15 PM | THURSDAY, OCTOBER 3,  
8:00 AM - 4:35 PM

## TS7B: Drug Exposure at the Target: The Role of ADME and Pharmacokinetics

*Instructor:*

Erland Stevens, PhD, James G. Martin Professor, Department of Chemistry, Davidson College

This training seminar describes how pharmacokinetics (PK) affects drug exposure at the intended target. The seminar opens with a foundation of clinical PK including the determination of key PK parameters from Cp-time data. Seminar materials also cover common preclinical ADME assays that allow estimation of a compound's human PK properties. The materials bridge the idea of a compound's PK and its observed pharmacodynamic effects (PD) through coverage of PK/PD modeling. Various drug modalities (e.g., small molecules, antibodies, and peptides) illustrate the concepts of the seminar.

### Session 1:

- Drug discovery—typical order of operations
- ADME and key pharmacokinetic parameters
- Modeling Cp-time curves from an IV dose
- Modeling Cp-time curves from an oral dose

### Session 2:

- Oral drug space and membrane permeability
- Metabolic stability and intrinsic clearance
- Plasma, PPB, and the free drug hypothesis
- Compartment modeling and PBPK

### Session 3:

- Pre-formulation and formulation
- Preclinical species and allometric scaling
- Non-small molecule drug modalities
- PK/PD modeling

### INSTRUCTOR BIOGRAPHY



Erland Stevens is formally trained as a synthetic organic chemist, with a PhD from the Department of Chemistry at the University of Michigan at Ann Arbor. He specialized in nitrogen heterocycle synthetic methodology. After completing his postdoctoral research at The Scripps Research Institute in La Jolla, CA, he joined the chemistry faculty at Davidson College

in Davidson, NC. In addition to teaching organic chemistry, he created an undergraduate medicinal chemistry course and later published a textbook, *Medicinal Chemistry: The Modern Drug Discovery Process*, with Pearson Education. He then created an online medicinal chemistry course, which has been continuously revised and publicly available for approximately 10 years. He subsequently worked with Novartis to create additional online materials that are used with employees for continuing education purposes. He maintains an interest in the computational prediction of pharmacokinetic parameters based on structural features of drug-like structures.

# Pre-Conference Symposia\*



Cambridge Healthtech Institute's 15th Annual

## Strategies for Targeting Kinases

Novel Chemistries and Techniques for Studying, Modulating, and Degrading Kinases

September 30, 2024

MONDAY, SEPTEMBER 30

8:00 am Pre-Conference Symposium Registration Open and Morning Coffee

### NEW KINASE SCREENS & TARGETS

8:50 Welcome Remarks

8:55 Chairperson's Remarks

Rui Wu, PhD, Senior Vice President, Head of Research & Preclinical, Chief CMC Officer, Graviton Bioscience

9:00 Multi-Modal Machine Learning to Screen for Novel, Conformation-Specific Inhibitors of Dark Kinases

Rayees Rahman, PhD, Co-Founder & CEO, Harmonic Discovery

Dark kinases are a group of 160 proteins with poorly understood biological functions, resulting in a scarcity of tool compounds that could serve as starting points for drug discovery. We employ a multi-model deep learning approach to screen for novel inhibitors targeting dark kinases. We demonstrate that our method identifies molecules that engage these kinases across various active-site conformational states, thereby broadening the exploration of the kinase inhibitor chemical space.

9:30 Dark Kinase Allostery Atlas

Dima Kozakov, PhD, Associate Professor, Applied Mathematics & Statistics, SUNY Stony Brook

The inhibition of kinases has been pursued by the pharmaceutical industry for over 20 years. We report Dark Kinase Allostery Atlas which is a systematic collection of binding hot spots located at sites on the entire human kinome, with the focus on dark kinases. The hot spots are identified by FTMap, a computational analogue of experimental fragment screening. The ensemble is sampled by a combination of physics and AlphaFold-based sampling.



10:00 FEATURED PRESENTATION: Targeting Kinase Scaffolds in Disease

Arvin Dar, PhD, Professor, Chemical Biology, Memorial Sloan Kettering Cancer Center

I will present structural and *in vivo* binding data

demonstrating how interactions on wild-type and mutant kinases impact pathway inhibition and adaptive feedback mediated by rebound signaling. I will further present structure-based approaches for developing next-generation inhibitors and molecular glues with the goal of improving target engagement and combinatorial activity to mitigate the emergence of drug resistance.

10:30 Sponsored Presentation (Opportunity Available)

11:00 Enjoy Lunch on Your Own

### NOVEL KINASE MODULATORS

12:25 pm Chairperson's Remarks

Ken Hsu, PhD, Stephen F. and Fay Evans Martin Endowed Associate Professor, Department of Chemistry, The University of Texas at Austin

12:30 Nephroprotective Effects of a ROCK2 Inhibitor in Model of Hypertension-Accelerated Chronic and Diabetic Kidney Disease

Rui Wu, PhD, Senior Vice President, Head of Research & Preclinical, Chief CMC Officer, Graviton Bioscience

Graviton's GV101 is a potent, selective and best-in-class ROCK2 inhibitor. Our data in a hypertension-accelerated animal model demonstrate that GV101 treatment improves insulin sensitivity and reduces the plasma glucose and HbA1c levels. GV101 also reversed kidney fibrosis, especially glomerulosclerosis. This was illustrated with AI-powered pathological analysis of PAS-stained kidney sections. In addition, GV101 reduced macrophage infiltration and prevented the buildup of kidney injury molecules.

1:00 Allosteric Modulation of NEK7 to Inhibit the NLRP3 Inflammasome

David Bearss, PhD, Co-Founder & CEO, Halia Therapeutics

We have developed a groundbreaking approach by identifying a new allosteric modulation mechanism of NEK7. This modulation interrupts the vital interaction between NEK7 and NLRP3, effectively preventing the formation and function of the NLRP3 inflammasome, a major contributor to inflammatory and autoimmune diseases. These findings present a promising therapeutic strategy for effectively managing complex immune responses and inflammation.

1:30 Discovery of Novel Degradator Targeting PTK6 Kinase-Independent Functions

Yan Xiong, PhD, Instructor, Laboratory of Dr. Jian Jin, Pharmacological Sciences, Icahn School of Medicine at Mount Sinai

PTK6/Brk was reported as an oncogenic driver in several tumor types and in some cancer types; PTK6 non-catalytic functions play key roles in oncogenic activities. We present the discovery of novel PROTAC degrader, MS105, which potently downregulates PTK6 level, induces expression of Bim, and apoptosis of cancer cells. Taken together, our studies suggest PTK6 degrader could provide a preferred approach to clinically targeting PTK6 in cancer.

2:00 In-Person Brainstorming Session

This informal session will be led by the speakers, allowing participants to ask questions and exchange ideas around topics related to the symposium. To get the most out of this session, please come prepared to share your ideas and participate in collective problem-solving.

2:45 Networking Refreshment Break

3:15 Covalent Strategies for Targeting the Kinome

Ken Hsu, PhD, Stephen F. and Fay Evans Martin Endowed Associate Professor, Department of Chemistry, The University of Texas at Austin

I will describe the synthesis of sulfonyl-triazoles as a new phenol-reactive group for covalent modification of tyrosine and lysine residues on proteins through sulfur-triazole exchange (SuTEx) chemistry. The reactivity of SuTEx chemistry is highly tunable, which can facilitate optimization of potent and selective binders to orthosteric and allosteric sites on kinases. I will conclude my talk by describing efforts to use lead SuTEx inhibitors for modulating kinase function in cells.

3:45 E3 Warhead Meets Small Molecule: Evaluating Kinome Binding between Therapeutic Modalities with Reverse Competition

Meagan Gadzik-Shea, PhD, Senior Scientist, Proteomics, AstraZeneca Pharmaceuticals

\*Premium Package includes access to two short courses and all symposia. Separate registration required for other packages.



# Pre-Conference Symposia\*



Cambridge Healthtech Institute's 15th Annual

## Strategies for Targeting Kinases

Novel Chemistries and Techniques for Studying, Modulating, and Degrading Kinases

September 30, 2024

Proteolysis-targeting chimeras (PROTACs) offer the ability to drive degradation of kinases more selectively and efficaciously, relative to conventional small molecules. Discerning compound engagement with the kinome is challenging due to low expression levels of kinases but is necessary to compare the effects of PROTACs to corresponding small molecules. We present a kinase enrichment strategy implementing reverse competition to differentiate between small molecule binding and PROTAC binding on the kinome.

### 4:00 Dinner Short Course Registration\*

\*Premium Pricing or separate registration required. See Short Courses page for details.

### 4:15 Close of Symposium

### 5:00 Dinner Short Courses\*

\*Premium Pricing or separate registration required. See Short Courses page for details.

### 7:30 Close of Day

#### Media Partners

##### Official Publications

**Bio·IT World**

**Diagnostics World**

##### Sponsoring Publications

Review\*



Pharma**VOICE**

Pharmaceutical  
Outsourcing

##### Lead Media Partners

**bc** Biocompare  
The Buyer's Guide for Life Scientists

labcompare

##### Web Sponsors

**Big4Bio**



**ISI** Oncology



**GEN**  
Genetic Engineering  
& Biotechnology News



Cambridge Healthtech Institute's Inaugural

## Covalent Chemistries and Induced Proximity

Strategies to Modulate Cellular Interactions and Drive New Therapies

September 30, 2024

MONDAY, SEPTEMBER 30

**8:00 am Pre-Conference Symposium Registration Open and Morning Coffee**

### EMERGING COVALENT STRATEGIES

**8:50 Welcome Remarks**

**8:55 Chairperson's Remarks**

*Kay Ahn, PhD, CSO & Co-Founder, ReAx Biotechnologies*

**9:00 Covalent Drug Discovery Strategies to Tackle Challenging Cancer Targets**

*Heather Murrey, PhD, Senior Director, Scorpion Therapeutics*

Recent chemoproteomics advances have enabled covalent ligand discovery across a broad range of new targets. Here, we discuss the expanding role of chemical biology and chemoproteomics to support covalent lead discovery efforts, from early hit-finding to late lead optimization.

**9:30 Discovery, Optimization, and Characterization of a Covalent Small Molecule Inhibitor against an Anti-Apoptotic Protein Target**

*Brooke Brauer, PhD, Senior Research Scientist, Mass Spectrometry, AstraZeneca Pharmaceuticals*

In this talk, I will discuss the biochemical and biophysical assays used to optimize and characterize a covalent small molecule inhibitor against an anti-apoptotic protein. I will then discuss how targeted proteomics was used to monitor the impact of compound treatment on target half-life and to determine target occupancy.

**10:00 Chemoproteomic Profiling in Multiple Cell Types to Assess Pharmacological Targets and Off-Target Safety Risks**

*Doug Johnson, PhD, Senior Director, Chemical Biology & Proteomics, Biogen*

This presentation will describe our utilization of clickable chemical biology probes to assess target engagement and conduct selectivity profiling to identify off-targets in two drug discovery endeavors featuring covalent inhibitors. In both instances, thorough selectivity profiling across multiple cell types was pivotal, allowing for a more comprehensive identification of potential off-targets that could pose safety concerns.



**10:30 Presentation to be Announced**

**11:00 Enjoy Lunch on Your Own**

### NOVEL APPROACHES FOR INDUCING PROXIMITY

**12:25 pm Chairperson's Remarks**

*Philip E. Brandish, PhD, Senior Vice President, Immuno-Oncology, Bicycle Therapeutics*

**12:30 Constrained Bicyclic Peptide Conjugates as Novel Therapeutics in Cancer**

*Philip E. Brandish, PhD, Senior Vice President, Immuno-Oncology, Bicycle Therapeutics*

Constrained bicyclic peptides that embody the minimal pharmacophore of an antibody without the protein scaffold are well-suited to induced proximity applications because of their small size, high ligand efficiency, and ease of conjugation. At Bicycle Therapeutics, we are exploring how conjugation of Bicycle molecules to afford simultaneous binding and pharmacology at more than one target or site can access novel biology and lead to impactful new medicines.

**1:00 Strategies to Chemically Control Protein Stability and Activity**

*Behnam Nabet, PhD, Assistant Professor, Human Biology Division, Fred Hutchinson Cancer Center*

Small molecules that chemically induce proximity are powerful approaches to rewire the circuitry of the cell. My talk will describe our recent advances in the development of chemical-genetic tag-based platforms to precisely modulate protein levels, stability, and activity. I will also describe our work to apply these approaches for biological investigation and pre-clinical target discovery and validation.

**1:30 Covalent Proximity-Induction Strategies to Modulate Ligand-Receptor Interactions for Immuno-Oncology**

*Anthony Rullo, PhD, Associate Professor, Department of Medicine, Chemistry and Chemical Biology, McMaster University*

A major class of tumor immunotherapeutics function by bridging immune machinery with tumor antigens, highly expressed on cancer cells compared to normal tissue. In this talk, we describe the development of chimeric molecules that use covalency to induce cell-cell proximity. Covalent stabilization of ternary complexes significantly enhances tumoricidal immune function, and may find special utility for induced proximity in the absence of positive cooperativity.

**2:00 In-Person Brainstorming Session**

This informal session will be led by the speakers, allowing participants to ask questions and exchange ideas around topics related to the symposium. To get the most out of this session, please come prepared to share your ideas and participate in collective problem-solving.

**2:45 Networking Refreshment Break**

**3:15 Talk Title to be Announced**

*Andrea Zuhl, PhD, Director, Chemical Biology & Proteomics, Hyku Biosciences Inc.*

**3:45 Presentation to be Announced**

**4:00 Dinner Short Course Registration\***

*\*Premium Pricing or separate registration required. See Short Courses page for details.*

**4:15 Close of Symposium**

**5:00 Dinner Short Courses\***

*\*Premium Pricing or separate registration required. See Short Courses page for details.*

**7:30 Close of Day**

*\*Premium Package includes access to two short courses and all symposia. Separate registration required for other packages.*

# Pre-Conference Symposia\*



Cambridge Healthtech Institute's 3rd Annual

## Emerging Immune Modulation Strategies

Assays and Techniques for Identifying, Understanding, and Predicting Immune Responses

September 30, 2024

MONDAY, SEPTEMBER 30

8:00 am Pre-Conference Symposium Registration Open and Morning Coffee

### EXPLORING DIVERSE MODALITIES

8:50 Welcome Remarks

8:55 Chairperson's Remarks

*Rakesh Dixit, PhD, DABT, President & Founder, Bionavigen Oncology, LLC and Regio Biosciences*

9:00 Challenges and Opportunities in the Development of Antibody-Immune Agonist Conjugates (AIC)

*Rakesh Dixit, PhD, DABT, President & Founder, Bionavigen Oncology, LLC and Regio Biosciences*

AICs are a new generation of tumor antigen-targeting antibody-immune agonists conjugates that stimulate innate and adaptive immunity, providing dual therapeutic MOAs in eliminating cancers. While providing great promises, many early AICs were terminated in clinical development due to poorly manageable toxicities, immunogenicity, poor PK, and limited clinical efficacy. The presentation will comprehensively review ISACs' composition and function, lessons learned from failed AICs, and opportunities of developing the next generation of AICs.

9:30 Bivalent Agonist Antibodies as a Next-Generation Immunological Platform

*Andy Sullivan, MS, Associate Director, Biology and Pharmacology, Diagonal Therapeutics*

The use of cytokine muteins to target and activate the immune system is a promising approach to treating cancer, but several challenges are affecting its applicability—as the discovery process can be time-consuming and restrictive due to the limitations of the natural cytokine. Bivalent agonist antibodies possess distinct developability features that present the opportunity to selectively address unmet needs that were not druggable with conventional muteins.

10:00 Anti-Tumor Immunity Induced by Precision-Guided Bicycle Therapeutics

*Anne-Sophie Dugast, PhD, Director Oncology, Discovery Research, Bicycle Therapeutics*

Small bicyclic peptides constrained by a central scaffold can have pharmacologic and pharmacodynamic properties that fit very well with the design goals and are therefore ideally positioned to deliver immune agonists in a way not practically feasible with traditional antibodies. We will demonstrate that Bicycle TICAs (tumor-targeted immune cell agonists) can potentially activate anti-tumor immunity in cancer, in particular via the activating receptors CD137 and Nkp46 in a tumor-targeted manner.

10:30 Sponsored Presentation (*Opportunity Available*)

11:00 Enjoy Lunch on Your Own

### TARGETING T CELLS

12:25 pm Chairperson's Remarks

*Peng Wu, PhD, Professor, Chemical Physiology, Scripps Research Institute*

12:30 Developing Small-Molecule Modulators to Alleviate T Cell Exhaustion

*Peng Wu, PhD, Professor, Chemical Physiology, Scripps Research Institute*

Adoptive cell transfer therapy is a new paradigm in cancer treatment. However, during the *ex vivo* expansion process, T cells undergo exhaustion—as a result they lose the ability to persist after adoptive transfer. In this talk, I will discuss small molecule modulators discovered in my lab which can facilitate T cell proliferation and generate T cells with stem cell-like properties. Upon transfer, they confer excellent tumor control.

1:00 Targeting Neurodegenerative Diseases with Targeted Systemic Inflammation

*Howard Berman, PhD, Founder & CEO, Coya Therapeutics Inc.*

Coya Therapeutics is a clinical-stage biotechnology company developing proprietary treatments focused on the biology and potential therapeutic advantages of regulatory T cells ("Tregs") to target systemic inflammation and neuroinflammation. Dysfunctional Tregs underlie numerous conditions, including neurodegenerative, metabolic, and autoimmune diseases. Coya's investigational product candidate pipeline leverages multiple therapeutic modalities aimed at restoring the anti-inflammatory and immunomodulatory functions of Tregs.

1:30 Precision Immunotherapy for Oncogenic Driver Mutations

*Gary Shapiro, PhD, VP, Discovery Biology, Affini-T Therapeutics Inc.*

Affini-T, a precision immunotherapy company, develops potentially curative therapies for solid tumors by targeting oncogenic driver mutations, beginning with KRAS. We are advancing two distinct therapeutic modalities, adoptive cellular therapies and bispecific T cell engagers, designed to harness T cell immunity with unprecedented precision and potency. Our TCR-T cell therapy-enabling platforms utilize state-of-the-art TCR discovery, synthetic biology, and gene editing to modify the tumor microenvironment and optimize T cell functions.

2:00 In-Person Brainstorming Session

This informal session will be led by the speakers, allowing participants to ask questions and exchange ideas around topics related to the symposium. To get the most out of this session, please come prepared to share your ideas and participate in collective problem-solving.

2:45 Networking Refreshment Break

### TOOLS FOR IMMUNE MODULATION

3:15 Analysis Platforms to Quantify Tumor-Immune Interactions through Multiplexed Spatial Profiling Technologies

*Arvind Rao, PhD, Associate Professor, Department of Computational Medicine and Bioinformatics, University of Michigan*

Spatial profiling technologies have the potential to enable multi-factorial, multi-modal characterization of the tissue microenvironment. Scalable, quantitative methods to analyze and interpret spatial patterns of protein staining and gene expression are required to understand cell-cell relationships in the context of local variations in tissue structure. We will discuss elements of spatial profiling from multiple studies as well as paradigms from statistics and machine learning in the context of these problems.

3:45 Developing and Applying a Novel Chemoproteomics Platform for Immune Cell Transcription Factors

*Olesya Ulanovskaya, PhD, Senior Director, Biology, Belharr Therapeutics*

Belharr Therapeutics is the next wave in chemoproteomics focused on applying a novel chemistry enabled non-covalent probe library and quantitative mass spectrometry to identify chemical probes that selectively bind any pocket, on any protein, in live cells. Most proteins identified as being selectively engaged by our probe library do not have a reported ligand, demonstrating the ability to identify novel pockets and potential chemical probe starting points for these targets.

4:00 Dinner Short Course Registration\*

*\*Premium Pricing or separate registration required. See Short Courses page for details.*

4:15 Close of Symposium

5:00 Dinner Short Courses\*

*\*Premium Pricing or separate registration required. See Short Courses page for details.*

7:30 Close of Day



Cambridge Healthtech Institute's Inaugural

## Synthetic Biology for Drug Discovery and Therapy

Novel Cellular Engineering and Predictive Modeling for Regulating Diverse Systems

September 30, 2024

MONDAY, SEPTEMBER 30

**8:00 am Pre-Conference Symposium Registration Open and Morning Coffee**

**8:50 Welcome Remarks**

**8:55 Chairperson's Remarks**

*Ron Weiss, PhD, Professor, Biological Engineering, Massachusetts Institute of Technology*



**9:00 FEATURED PRESENTATION: Mammalian Synthetic Biology and Programmable Organoids**

*Ron Weiss, PhD, Professor, Biological Engineering, Massachusetts Institute of Technology*

Programmable Organoids is a new platform for drug discovery that enables rapid and effective drug screening. Based on programmed differentiation into synthetic mammalian tissues having multiple cell type architectures similar to human organs, Programmable Organoids mimic the response of a target organ to both positive and negative effects of drug candidates. Organoids programmed with both general and disease-specific sensors can be used to identify candidates for further analysis.

**10:00 Programming mRNA for Cancer Immunotherapy**

*Jaspreet Khurana, PhD, Senior Director, mRNA Programming, Strand Therapeutics Inc.*

We have developed a platform in which we design RNA-encoded programmable genetic "circuits" that detect molecular cues in a cell to specifically express a payload protein in cells that exhibit a particular molecular signature. We applied this platform to the development of our program which entails systemic delivery of lipid nanoparticle (LNP)-encapsulated mRNA-bearing programmable genetic circuitry that selectively expresses a therapeutic payload within target cells.

**10:30 Presentation to be Announced**

nuclera

**11:00 Enjoy Lunch on Your Own**

### PROGRAMMING CELLULAR PATHWAYS

**12:25 pm Chairperson's Remarks**

*Akos Nyerges, PhD, Research Fellow, Laboratory of Dr. George Church, Department of Genetics, Harvard Medical School*

**12:30 Programming Mammalian Gene Expression with Synthetic Promoters**

*William Chen, MD, PhD, Assistant Professor, Sanford School of Medicine, University of South Dakota*

Constitutive mammalian gene expression relies on a limited collection of natural promoters that drive discrete levels of transcription. The activities of many natural promoters are unpredictable in different species and cell types, making it difficult to precisely control transgene expression. To address these obstacles, using synthetic biology toolkits, we have developed versatile, scalable synthetic promoter platforms and programmable genetic components to transform the regulation of mammalian transcription and transgene expression.

**1:00 Synthetic Gene Circuits for Cancer Immunotherapy: Turning Cancer Cells against Themselves**

*Ming-Ru Wu, MD, PhD, Assistant Professor, Department of Cancer Immunology and Virology, Dana-Farber Cancer Institute, Harvard Medical School*

We have developed synthetic cancer-targeting gene circuits that specifically target cancer cells. Once the circuits enter cells, they will sense the activity of several cancer-associated transcription factors and get activated in tumor cells to trigger tumor-localized combinatorial immunotherapy. Circuits mediate robust therapeutic efficacy in ovarian cancer mouse models. This platform can be adjusted to treat multiple cancer types and can potentially trigger any genetically-encodable immunomodulators as therapeutic outputs.

**1:30 Talk Title to be Announced**

*Farren Isaacs, PhD, Professor, Department of Molecular & Cellular & Developmental Biology, Yale University*

**2:00 In-Person Brainstorming Session**

This informal session will be led by the speakers, allowing participants to ask questions and exchange ideas around topics related to the symposium. To get the most out of this session, please come prepared to share your ideas and participate in collective problem-solving.

**2:45 Networking Refreshment Break**

**3:15 Engineering High-Precision, Dynamic Genetic Control Systems for Cellular Engineering**

*Katie Galloway, PhD, W. M. Keck Career Development Professor, Biomedical Engineering and Chemical Engineering, Massachusetts Institute of Technology*

Integrating synthetic circuitry into larger transcriptional networks to mediate predictable cellular behaviors remains a challenge. To accelerate high-efficiency cellular engineering, we've developed physiochemical models of gene regulation to guide the design of highly-compact genetic tools with improved performance across cell lines and primary cells. In this talk, I will share how these models have improved engineered cells and opened opportunities for phenotypic screening, disease modeling, and gene and cell therapies.

**3:45 Multiplexed *in vivo* Screening of Tissue-Specific Targeting Protein Therapies**

*Alex Reis, PhD, Principal Scientist, Computation, Manifold Biotechnologies Inc.*

Manifold has developed an *in vivo* protein multiplexing platform, using a proprietary protein barcoding technology (mCodes), and is now leveraging it to engineer tissue-specific biologics with optimal profiles. We share several case studies using our platform across diverse therapeutic areas, including neuro and metabolic disease. We have applied this platform to screen 1000s of shuttle candidates *in vivo*, resulting in shuttles against novel receptors for brain and tissue uptake.

**4:00 Dinner Short Course Registration\***

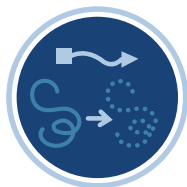
*\*Premium Pricing or separate registration required. See Short Courses page for details.*

**4:15 Close of Symposium**

**5:00 Dinner Short Courses\***

*\*Premium Pricing or separate registration required. See Short Courses page for details.*

**7:30 Close of Day**



# Degraders and Molecular Glues – Part 1

Design and Optimization of Novel Degraders and Glues | OCTOBER 1-2, 2024

TUESDAY, OCTOBER 1

7:00 am Registration Open and Morning Coffee

## STRUCTURAL & MECHANISTIC CHARACTERIZATION

7:55 Welcome Remarks

8:00 Chairperson's Remarks

Ralph Mazitschek, PhD, Assistant Professor, Harvard Medical School;  
Co-Director of the Chemical Biology Platform, Center for Systems Biology,  
Massachusetts General Hospital

**8:05 CoraFluor-Enabled TR-FRET Assay Strategies for Facile PROTAC Profiling**

Ralph Mazitschek, PhD, Assistant Professor, Harvard Medical School;  
Co-Director of the Chemical Biology Platform, Center for Systems Biology,  
Massachusetts General Hospital

Building on our CoraFluor TR-FRET technology, we have established a versatile assay platform for the comprehensive characterization of PROTACs and molecular glue degraders, including (a) detailed kinetic and thermodynamic analyses of ligand binding to both endogenous and recombinant proteins, (b) accurate quantification of ternary complex cooperativity, (c) facile measurements of cellular protein levels. This advancement provides a robust toolset for enhancing the understanding and development of targeted protein degradation technologies.

**8:35 Leveraging High-Throughput Targeted Proteomics to Impact a Protein Degradation**

Wankyu Lee, PhD, Senior Research Scientist, AstraZeneca Pharmaceuticals

Targeted proteomics through parallel reaction monitoring (PRM) leverages high precision and quantitative accuracy for target protein(s), affording higher throughput as opposed to discovery proteomics. For degrader projects, targeted proteomics is invaluable for quantitatively understanding degradation in cells and *in vivo*. Here, we describe a case study where targeted proteomics impacted a protein degrader project at AstraZeneca, by providing a key orthogonal method to understand accurate DC50 and Dmax values.

**9:05 Computational Structural Modeling of PROTACs and Molecular Glues**

Dima Kozakov, PhD, Associate Professor, Applied Mathematics & Statistics, SUNY Stony Brook

The design of PROteolysis-TArgeting Chimeras (PROTACs) requires bringing an E3 ligase into proximity with a target protein to modulate the concentration of the latter through its ubiquitination and degradation. Here, we present a combination of physics and machine learning methods for generating high-accuracy structural models of E3 ligase-PROTAC-target protein ternary complexes. We will discuss the generalization of the approach for other TACs and ligases, and principles of molecular glue discovery.

9:35 Networking Coffee Break

**10:05 Parkin Ligase and PINK1 Signaling, Molecular Glue and its Role in Neurodegenerative Diseases and Aging**

Tauseef Butt, PhD, President & CEO, Progenra, Inc.

Parkinson's disease (PD) and Alzheimer's Disease (AD) share common neurodegenerative traits, inability to correct protein misfolding or remove aggregated proteins. Progenra has discovered a molecular glue that activates parkin ligase and phospho-poly-ubiquitinate target proteins in cells and animal models. Blood-based levels of phospho-ubiquitin are important biomarkers for

neurodegeneration. Discovery and development of molecular glue for parkin ubiquitin ligase that induces mitophagy and improves neuronal health will be discussed.

**10:35 Preclinical Characterization of a Selective and CNS-Penetrant BTK Degradation**

Bekim Bajrami, PhD, Senior Scientist, Chemical Biology and Proteomics, Biogen, Inc.

Multiple sclerosis (MS) is characterized by inflammation and demyelination in the central nervous system, lacking effective treatments despite advancements. Bruton's tyrosine kinase (BTK) is crucial in B cell activation and MS autoimmunity. BTK degraders offer a fresh therapeutic path by specifically degrading BTK protein. This talk discusses the rationale for targeting BTK in MS and elucidates the mechanism of BTK degraders through preclinical characterization of selective and CNS-penetrant degraders.

**11:05 Small Molecule Lysosome-Targeting Chimeras (SMaLTACs): Receptor Mimetics Targeting Extracellular Proteins for Degradation**

Angelo Andres, Senior Scientist, Chemical Biology, AstraZeneca Pharmaceuticals

The targeted degradation of extracellular and membrane proteins via lysosome targeting chimeras (LYTACs) requires the engineering of bispecifics or targeting antibodies functionalized with multivalent carbohydrates to deliver targets for degradation. We have developed a small molecule-based platform termed small molecule lysosome targeting chimeras (SMaLTACs). Using a modular chemical approach we demonstrate how SMaLTACs are rapidly deployed to degrade cell surface receptors and they may how compare mechanistically to existing approaches.

11:35 Presentation to be Announced

11:50 Sponsored Presentation (Opportunity Available)

12:05 pm Transition to Lunch

12:10 Luncheon Presentation to be Announced

12:40 Session Break

LifeSensors  
from genomics to proteomics

charles river

## DEGRADATION STRATEGIES FOR CANCER

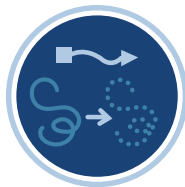
1:15 Chairperson's Remarks

John Brognard, PhD, Earl Stadtman Investigator, Laboratory of Cellular & Developmental Signaling, National Cancer Institute, National Institutes of Health

**1:20 PIM1 Targeted Degradation Prevents the Emergence of Chemoresistance in Prostate Cancer**

John Brognard, PhD, Earl Stadtman Investigator, Laboratory of Cellular & Developmental Signaling, National Cancer Institute, National Institutes of Health

PIM kinases have pro-tumorigenic roles and mediate several oncogenic traits, including cell proliferation and survival. We found that inhibition of PIM kinase activity stabilizes PIM protein levels and this promotes resistance to PIM inhibitors. We designed PIM PROTACs to target PIM for degradation. PIM PROTACs downmodulated PIM levels through the ubiquitin-proteasome pathway. Degradation of PIM kinases was more potent than inhibition of catalytic activity at inducing apoptosis in prostate cancer.



# Degraders and Molecular Glues – Part 1

Design and Optimization of Novel Degraders and Glues | OCTOBER 1-2, 2024

## 1:50 Degradation of Siglec 7/9 to Reshape the Tumor Microenvironment for Cancer Immunotherapy

Peng Wu, PhD, Professor, Chemical Physiology, Scripps Research Institute

Many patients fail to respond to anti-CTLA-4 and anti-PD-1-based checkpoint blockade, suggesting that orthogonal immune checkpoints exist. Myeloid cell-associated Siglecs-7 and -9 have recently been identified as glycoimmune checkpoints. However, there is currently no antibody that can target both Siglecs. We have developed a degrader that induces efficient degradation of both Siglecs, which showed excellent tumor control in several murine solid tumor models when used alone or combined with anti-CTLA-4.

## 2:20 Sponsored Presentation (Opportunity Available)

## 2:50 In-Person Breakouts

## 3:35 Grand Opening Refreshment Break in the Exhibit Hall with Poster Viewing and Best of Show Voting Begins

## 4:35 Talk Title to be Announced

Anwasha Dey, PhD, Director & Distinguished Scientist, Discovery Oncology, Genentech Inc.

## 5:05 The Evolving Chemical Space of Bi-functional Degraders Targeting the CNS

Wylie S. Palmer, PhD, Senior Director, Nurix Therapeutics, Inc.

Description: Bi-functional degraders occupy beyond-rule-of-five chemical space where established rules for drug-likeness cannot easily be applied. In contrast to approved CNS drugs, bi-functional degraders violate most metrics, particularly molecular weight, yet we routinely observe brain penetrance in our programs. For example, NX-5948, a clinical stage orally bioavailable BTK degrader shows CNS exposure and activity both preclinically and clinically. This presentation will explore our evolving understanding of targeting the CNS using degraders.

## 5:35 IKZF2 Degradation Discovery

Kevin D. Freeman-Cook, PhD, Vice President & Head, Medicinal & Computational Chemistry, Plexium Inc.

The zinc finger transcription factor Helios (IKZF2) is highly expressed in Tregs and plays an important role in helping tumors evade a normal immune response. IKZF2 is a transcription factor that had been considered "undruggable." Here we disclose the discovery and preclinical evaluation of a selective molecular glue degrader of IKZF2 (PLX-4545) which reverses Treg suppression and is currently being evaluated in a Phase 1 trial of healthy volunteers.

## 6:05 Welcome Reception in the Exhibit Hall with Poster Viewing

## 7:05 Close of Day

WEDNESDAY, OCTOBER 2

## 7:30 am Registration Open and Morning Coffee

## TARGETING TRANSCRIPTION

### 7:55 Chairperson's Remarks

Danette Daniels, PhD, Vice President, Degradation Platform, Foghorn Therapeutics



### 8:00 FEATURED PRESENTATION: Attenuating Oncogenic Transcription

Angela Koehler, PhD, Associate Professor, Biological Engineering, Massachusetts Institute of Technology

Outside of nuclear receptors, transcription factors have

traditionally been considered "undruggable" by small molecules due to significant structural disorder and lack of defined binding pockets. I will review successful targeting strategies, including discussion of compounds that modulate MYC-driven transcription via mechanisms involving the MAX partner protein or the transcriptional kinase CDK9. New directions for cancer target classes beyond transcription factors will be discussed, including RNA-binding proteins and cytokines.

### 9:00 The Discovery and Characterization of Selective CREB-Binding Protein (CBP) Degraders

Darshan Sappal, Director, Biology, Foghorn Therapeutics

Leveraging our expertise in targeted protein degradation at Foghorn Therapeutics, we will describe our efforts at successfully identifying and characterizing potent, highly selective CBP heterobifunctional degraders with biological activity in CBP-dependent cancer lines.

### 9:30 Targeted Protein Degradation (TPD): A New Frontier in Drug Discovery

Alessandro Cinti, Principal Investigator Proposal, Biological Sciences, Axxam

Targeted Protein Degradation (TPD) offers a novel approach to modulate the intracellular levels of disease-causing proteins. Here, we will delve into the practical aspects of TPD, focusing on the development and implementation of cell-based assays aimed at monitoring target protein levels, and will discuss how complementary cell-based and cell-free assays support the discrimination of unspecifically interfering compounds and detailed characterization and further development of hit compounds.



### 10:00 Coffee Break in the Exhibit Hall with Poster Viewing

## PLENARY KEYNOTE PROGRAM

### 10:50 Plenary Keynote Chairperson's Remarks

An-Dinh Nguyen, Team Lead, Discovery on Target, Cambridge Healthtech Institute



### 10:55 PLENARY KEYNOTE: Discovery of Transformative Rx to Treat Obesity and Related Diseases

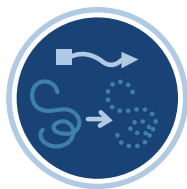
Richard DiMarchi, PhD, Distinguished Professor of Chemistry and Chair, Biomolecular Sciences, Indiana University; former Executive, Lilly and Novo Research Labs

To address obesity, a medicinal challenge that warrants broad molecular diversity, we pioneered the pharmacological strategy of recruiting endogenous hormones to optimize physiological mechanisms. Our discovery of single-molecule, multi-mechanism incretins enabled breakthrough efficacy in lowering body weight. The integrated pharmacology of these endocrine proteins and nuclear hormones is providing a library of drug candidates that promises great clinical outcomes for obesity and associated diseases that have historically been intractable.



### 11:40 PLENARY KEYNOTE: Fragment-Based Drug Discovery for Elusive Cancer Targets

Stephen W. Fesik, PhD, Professor of Biochemistry, Pharmacology & Chemistry; Orrin H. Ingram II Chair in Cancer Research, Vanderbilt University



Cambridge Healthtech Institute's 6th Annual

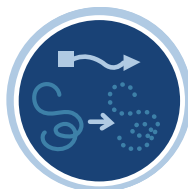
# Degraders and Molecular Glues – Part 1

Design and Optimization of Novel Degraders and Glues | [OCTOBER 1-2, 2024](#)

---

The most highly validated cancer targets (KRAS, MYC, and WNT) affecting the majority of cancers are thought to be impossible to drug. Using fragment-based methods that I pioneered over 25 years ago, we have discovered mutant selective and pan KRAS inhibitors, potent inhibitors of the MYC cofactor WDR5, and degraders of b-catenin in the WNT pathway. These novel inhibitors/degraders should have a tremendous impact on cancer treatment in the future.

**12:25 pm Close of Degraders and Molecular Glues – Part 1 Conference**



# Degraders and Molecular Glues – Part 2

## New Targets, Ligases, Assays for Induced Proximity and Degradation

OCTOBER 2-3, 2024

WEDNESDAY, OCTOBER 2

### PLENARY KEYNOTE PROGRAM

#### 10:50 am Plenary Keynote Chairperson's Remarks

An-Dinh Nguyen, Team Lead, Discovery on Target, Cambridge Healthtech Institute



#### 10:55 PLENARY KEYNOTE: Discovery of Transformative Rx to Treat Obesity and Related Diseases

Richard DiMarchi, PhD, Distinguished Professor of Chemistry and Chair, Biomolecular Sciences, Indiana University; former Executive, Lilly and Novo Research Labs

To address obesity, a medicinal challenge that warrants broad molecular diversity, we pioneered the pharmacological strategy of recruiting endogenous hormones to optimize physiological mechanisms. Our discovery of single-molecule, multi-mechanism incretins enabled breakthrough efficacy in lowering body weight. The integrated pharmacology of these endocrine proteins and nuclear hormones is providing a library of drug candidates that promises great clinical outcomes for obesity and associated diseases that have historically been intractable.



#### 11:40 PLENARY KEYNOTE: Fragment-Based Drug Discovery for Elusive Cancer Targets

Stephen W. Fesik, PhD, Professor of Biochemistry, Pharmacology & Chemistry; Orrin H. Ingram II Chair in Cancer Research, Vanderbilt University

The most highly validated cancer targets (KRAS, MYC, and WNT) affecting the majority of cancers are thought to be impossible to drug. Using fragment-based methods that I pioneered over 25 years ago, we have discovered mutant selective and pan KRAS inhibitors, potent inhibitors of the MYC cofactor WDR5, and degraders of b-catenin in the WNT pathway. These novel inhibitors/degraders should have a tremendous impact on cancer treatment in the future.

#### 12:25 pm Enjoy Lunch on Your Own

### PROXIMITY-INDUCED THERAPEUTICS

#### 1:45 Welcome Remarks

#### 1:50 Chairperson's Remarks

Adam Gilbert, PhD, Executive Director, Medicine Design, Pfizer Inc.



#### 1:55 FEATURED PRESENTATION: Discovery of Molecular Glues from Degraders to Stabilizers

Ryan Potts, PhD, Executive Director and Head, Induced Proximity Platform, Amgen, Inc.

Induced proximity is a novel strategy for targeting the highly intractable proteins that are involved in many human diseases. By bringing together disease targets and biological effectors, such as enzymes, ubiquitin ligases, or transcription factors, proximity-based therapeutics can modulate the function, stability, or localization of the target proteins. My talk will cover new approaches for molecular glue discovery for both degraders (beyond CRBN) and stabilizers of protein-protein and protein-metabolite interactions.

#### 2:25 FEATURED PRESENTATION: Ubiquitin-Independent Protein Degradation

Thomas Kodadek, PhD, Professor, Department of Chemistry, University of Florida, Scripps Biomedical Research

Targeted protein degradation is usually achieved by bringing into proximity a target protein and an E3 ubiquitin ligase. An alternative strategy is to deliver the target directly to the proteasome and bypass the requirement for poly-ubiquitylation. We present an engineered cell line that allows the strengths and weaknesses of ubiquitin-independent degraders (UIDs) to be evaluated, as well as progress towards the discovery of proteasome ligands for the development of UIDs.

#### 2:55 Sponsored Presentation (Opportunity Available)

#### 3:25 Refreshment Break in the Exhibit Hall with Poster Viewing

#### 4:15 FIRESIDE CHAT: What Does the Future of Induced Proximity-based Therapeutics Look Like?

Moderator: Adam Gilbert, PhD, Executive Director, Medicine Design, Pfizer Inc.

Panelists:

Danette Daniels, PhD, Vice President, Degradation Platform, Foghorn Therapeutics

Thomas Kodadek, PhD, Professor, Department of Chemistry, University of Florida, Scripps Biomedical Research

Ryan Potts, PhD, Executive Director and Head, Induced Proximity Platform, Amgen, Inc.

#### 5:15 Dinner Short Course Registration\*

\*Premium Pricing or separate registration required. See Short Courses page for details.

#### 5:15 Diversity Discussion (Sponsorship Opportunity Available)

#### IN-PERSON DISCUSSION: Fostering Diversity through Mentoring

Naytia Byrd, Manager, Human Resources, Ovid Therapeutics Inc.

Saudat Fadeyi, PhD, MBA, Director, Business Development, Ovid Therapeutics

Fred Manby, DPhil, Co-Founder & CTO, Iambic Therapeutics

Joel Omage, Research Scientist II, CVM Disease Area, Novartis Institutes for Biomedical Research, Inc.

Andrew Zhang, PhD, Director, Chemical Biology, AstraZeneca

Topics for discussion will include, but certainly not be limited to:

- How to increase awareness and address hidden barriers and biases in life sciences
- How to motivate early-career scientists to seek out mentors and resources
- How to convince senior leadership to take time for coaching the next generation of leaders and support DEI initiatives
- How to create simple and impactful opportunities for mentors and mentees to connect and collaborate

#### 6:00 Dinner Short Courses\*

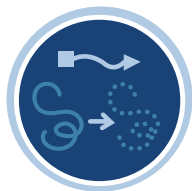
\*Premium Pricing or separate registration required. See Short Courses page for details.

#### 8:30 Close of Day

THURSDAY, OCTOBER 3

#### 7:30 am Registration Open and Morning Coffee





# Degraders and Molecular Glues – Part 2

## New Targets, Ligases, Assays for Induced Proximity and Degradation

OCTOBER 2-3, 2024

### INSIGHTS FROM VENTURE CAPITALISTS

#### 8:00 PANEL DISCUSSION: Trends in Drug Discovery

*Moderator: Daniel A. Erlanson, PhD, Chief Innovation Officer, Innovation and Discovery, Frontier Medicines Corporation*

*Panelists:*

*Jernej Godec, PhD, Principal, Atlas Venture*

*Jenna Hebert, PhD, Senior Associate, RA Capital Management*

*Jamie Kasuboski, PhD, Partner, Luma Group*

*Jasmina Marjanovic, PhD, Partner, Takeda Ventures*

*Swetha Murali, PhD, Vice President, OMX Ventures*

### EXPLORING NOVEL MOLECULAR GLUES

#### 8:45 Chairperson's Remarks

#### 8:50 Non-Degrading Molecular Glues—A Novel Platform for Unlocking the Undruggable Genome

*Rick Ewing, PhD, Vice President and Head of Chemistry, Rapafusyn Pharmaceuticals*

Non-degrading Type I molecular glues, FK506, Cyclosporin, and Rapamycin, have delivered marketed therapies. The complex structures of these molecules have limited application to only a limited number of protein targets. The presentation will describe construction of DEL and array libraries of non-degrading molecular glues used for finding chemical starting points for a wide range of intracellular targets. Concepts of topological diversity, cell permeability, and molecular glue characterization will be described.

#### 9:20 NST-628 Is a Novel, Potent, Fully Brain-Penetrant MAPK Pathway Molecular Glue That Inhibits RAS- and RAF-Driven Cancers

*Klaus Hoeflich, PhD, CSO, Nested Therapeutics Inc.*

Although targeting the RAS-MAPK has been the heartland of cancer research, high unmet clinical need remains. NST-628 is a molecular glue acting as an induced stabilizer of key nodes in the RAS-MAPK pathway. With its differentiated mechanism and superior drug-like properties, NST-628 has the potential to provide transformative clinical benefit as both monotherapy and vertical combination anchor for RAS-MAPK-driven cancers.

#### 9:50 Degrading the RNA Binding Protein HuR to Treat BRAF Mutant Cancer

*Yong Cang, PhD, Professor, ShanghaiTech University; Co-founder & CSO, Degron Therapeutics*

Human Antigen R (HuR), encoding by ELAVL1, binds and stabilizes mRNAs encoding oncogenic drivers and proinflammatory cytokines. Using our GlueXplorer discovery platform, we have identified novel CRBN-based molecular glue degraders of HuR, a previously undruggable target, and determined BRAF mRNA as one of its major direct targets in cancer cells. A preclinical candidate has been selected for development, and this first-in-class program is moving to clinical testing.

#### 10:20 In-Person Breakouts

#### 11:05 Coffee Break in the Exhibit Hall with Poster Viewing and Best of Show Awards Announced

#### 11:45 Efficacy of a First-in-Class Polymerase Theta Degradation in Preclinical Cancer Models

*Susanta Samajdar, PhD, CSO, Aurigene Discovery Technologies Ltd.*

Targeting Pol $\theta$  through degradation (glue or PROTAC) may provide the opportunity to ablate Pol $\theta$  entirely, which mimics the biological consequences of a Pol $\theta$  genetic knockout. We shall present *in vitro* and *in vivo* data of our first-in-class degrader of Pol $\theta$  for the first time.

#### 12:15 pm Presentation to be Announced

#### 12:45 Sponsored Presentation (Opportunity Available)

#### 1:15 Transition to Lunch

#### 1:20 Luncheon Presentation (Sponsorship Opportunity Available) or Enjoy Lunch on Your Own

#### 1:50 Dessert Break in the Exhibit Hall with Last Chance for Poster Viewing

### DEGRADING TRANSCRIPTION FACTORS

#### 2:30 Chairperson's Remarks

*Kristy Stengel, PhD, Assistant Professor, Department of Cell Biology, Albert Einstein College of Medicine*

#### 2:35 Targeted Transcription Factor Degradation Reveals Therapeutic Vulnerabilities and Mechanisms of Regulation

*Kristy Stengel, PhD, Assistant Professor, Department of Cell Biology, Albert Einstein College of Medicine*

Transcription factors (TFs) are among the most frequently mutated and/or translocated genes in cancer, suggesting that a detailed understanding of their mechanism-of-action could better define disease etiology and help identify novel nodes for therapeutic intervention. Recently, our lab has employed novel degron technologies to rapidly degrade TF proteins. This technology, when combined with nascent transcript sequencing and multiomic readouts, allows us to identify direct mechanisms of TF action.

#### 3:05 Discovery of Highly Potent, Selective, and Efficacious STAT3 PROTAC Degraders Capable of Achieving Long-Lasting Tumor Regression

*Haibin Zhou, PhD, Associate Research Scientist, Laboratory of Dr. Shaomeng Wang, Department of Hematology & Oncology, University of Michigan*

STAT3 is a transcription factor and a promising therapeutic target for cancer and other human diseases. We have discovered a highly potent, selective, and efficacious STAT3 degrader UM-STAT3-1218. UM-STAT3-1218 is a highly promising STAT3 degrader for the treatment of human cancers and other human diseases in which STAT3 plays a key role.

#### 3:35 Novel Heterobifunctional Modalities for Targeted Protein Degradation and Stabilization

*H. Ümit Kaniskan, PhD, Associate Professor, Laboratory of Dr. Jian Jin, Department of Pharmacological Sciences, Icahn School of Medicine at Mt. Sinai*

The Jian Jin Laboratory at Icahn School of Medicine at Mount Sinai is a leader in discovering novel degraders targeting oncogenic proteins and developing new technologies for advancing targeted protein degradation and stabilization. Our lab's recent progress will be presented featuring our latest studies such as Methyl-PROTAC, Z-PROTAC, and more.

#### 4:05 Degradation of Nuclear Receptors for Oncology: AR Degradation HP518 and ER Degradation HP568

*Wu Du, PhD, Senior Vice President, Department of Medicinal Chemistry, Hinova Pharmaceuticals, Inc.*

Hinova discovered highly potent and orally available AR degrader HP518 and ER-targeting degrader HP568. HP518 demonstrated an excellent preclinical profile and is currently in Phase I/II clinical trial. Thus far, HP518 has showed a satisfactory safety profile and encouraging efficacy signals in heavily pretreated prostate cancer patients. HP568 showed oral PK and preclinical efficacy superior to current leading AR degraders. Both compounds are promising best-in-class AR and ER degraders.

#### 4:35 Close of Conference



# Lead Generation Strategies

Small Molecule Drug Discovery Innovations | OCTOBER 1-2, 2024

TUESDAY, OCTOBER 1

7:00 am Registration Open and Morning Coffee

## DNA-ENCODED LIBRARY INNOVATIONS

7:55 Welcome Remarks

8:00 Chairperson's Remarks

*Rachael Jetson, PhD, Senior Director, Lead Discovery, Valo Health*

8:05 First-in-Class PI3K Inhibitor from DEL Selection

*Ching-Hsuan Tsai, PhD, Director, Discovery Technologies, Relay Therapeutics, Inc.*

Treatments for PIK3CA-mutant cancers are limited by toxicities associated with the inhibition of WT PI3Ka. I will describe how Relay Therapeutics integrates our Dynamo Platform with DEL screening to identify mutant-selective chemical starting points. From these starting points came the development of RLY-2608, a first-in-class inhibitor demonstrating mutant selectivity in patients.

8:35 The Role of on-DNA Hit Confirmation in DNA-Encoded Library Screening

*Karanbir Pahil, PhD, Investigator, Affinity Selections & Biophysics, GlaxoSmithKline*

DNA-encoded libraries enable us to identify thousands of hits from screens using billions of molecules, producing a vast array of potential chemical matter that needs to be triaged efficiently. Here, we show how we leverage the facility of resynthesizing screening hits on-DNA to enable biophysical follow-up. Ultimately, this enables us to make decisions on chemistry resource investments, including synthesis of compounds that may not have been obvious during data analysis.

9:05 Phenotypic DEL in Droplets for TPD and Beyond

*Ken Yamada, PhD, Associate Director, Global Discovery Chemistry, Novartis BioMedical Research*

This talk will describe microfluidics-enabled cellular phenotypic DEL workflow—MicDrop. We will introduce molecular glue degrader concept with an example and its potential implications, how we overcame the challenges to perform cellular DEL screen in droplets, followed by results from a cellular protein degradation screen with a validation library. Our results show how this new paradigm of DEL screen can accelerate the field of molecular glue discovery, and beyond.

9:35 Networking Coffee Break

## PPI LEAD GENERATION CASE STUDIES



### 10:05 FEATURED PRESENTATION: High-Dimensional Biology and AI/ML to Accelerate Lead Identification and Optimization

*Samantha J. Allen, PhD, Scientific Director, High Dimensional Biology & Cellular Pharmacology, Janssen R&D LLC*

High-dimensional approaches and AI/ML hold great promise in drug discovery from target identification to candidate selection. At Johnson & Johnson we've built capabilities to drive a data paradigm shift and accelerate small molecule discovery through the large-scale generation and integration of unbiased high-dimensional data with AI/ML. In this presentation I'll describe our platform along with portfolio applications from lead identification to lead optimization.

10:35 New Leads against HIV Targets: Invention of the HIV-1 Maturation Inhibitor VH3739937 (VH-937)

*Alicia Regueiro-Ren, PhD, Scientific Senior Director, Medicinal Chemistry, Bristol Myers Squibb Co.*

GSK-3532795/BMS-955176, an inhibitor of HIV-1 maturation was an effective antiviral agent in HIV-1 infected substrates including those with the preexisting polymorphisms that hadn't responded to the first-generation maturation inhibitor (MI) bevirimat. An optimization campaign identified GSK3640254 and VH3739937 (VH-937) as MIs with enhanced antiviral and safety profiles. Both compounds demonstrated efficacy in the clinic, GSK3640254 as a QD oral agent and VH-937 as an agent with potential for infrequent dosing.

11:05 Case-Studies of Delivering First-in-Class Targets with DEL

*Timothy L. Foley, PhD, Senior Principal Scientist & Lab Head, DNA Encoded Library Selection & Pharmacology, Pfizer Global R&D Groton Labs*

Identifying small molecule ligands to unprecedented targets is a significant hurdle in drug discovery. DNA-encoded library (DEL) technology is an important component of our Hit ID toolbox. Through a series of case-studies I will discuss lessons learned in the use of DEL to discover hits for emerging targets that represented first-in-class opportunities within our global portfolio.

11:35 Presentation to be Announced



12:05 pm Transition to Lunch

12:10 Luncheon Presentation (Sponsorship Opportunity Available) or Enjoy Lunch on Your Own

12:40 Session Break

## BIOPHYSICAL TOOLS AND FRAGMENT-BASED APPROACHES FOR HIT-FINDING

1:15 Chairperson's Remarks

*Daniel A. Erlanson, PhD, Chief Innovation Officer, Innovation and Discovery, Frontier Medicines Corporation*

1:20 Beyond Isotopic Labeling: Measuring Small Molecule Affinities to Proteins Using 1D-Diffusion Filtered NMR

*Thomas E. Frederick, PhD, Senior Scientist II, Biophysics & Fragment Screening, Abbvie*

Protein-detect NMR is widely used in lead discovery campaigns for measuring small molecule interactions with proteins and provides a robust measure of weak affinities. This approach generally requires isotopic labeling. Here, I will discuss an approach for measuring affinities of small molecule ligands to unlabeled proteins that uses a 1D-diffusion filter and ECHOS analysis. This enables protein-detect NMR as a method to characterize ligand-protein interactions for most protein targets.

1:50 Fab-Induced Stabilization of an Ion Channel Enables Biosensor-Based Mechanistic Characterization for Early Development of Small Molecule Therapeutics

*Soo Ro, PhD, Senior Scientist I, Biophysics, Genentech Inc.*

SPR characterization of interactions between small molecule (SM) therapeutics and membrane proteins is extremely challenging, due to loss of protein activity on the sensing surface and signal interference from detergent micelles. Here, we report SPR characterization of interactions between SMs and an ion channel stabilized in complex with antigen-binding fragments in conditions with low micelle interference, progressing SM therapeutic development of an ion channel target.



## 2:20 Chemoproteomic Discovery of Covalent Binders to Undruggable Targets in Living Cells

Nan Chen, CEO, ChomiX Biotech Co., Ltd.



In this presentation, I will describe our self-designed automated chemical proteomic workstation. Utilizing a meticulously crafted cysteine-targeted covalent library, we aim to leverage ChomiX's automated platform for the identification of specific binders to a series of undruggable targets, such as membrane proteins and E3 ligases within living cells.

## 2:35 Sponsored Opportunity

## 2:50 In-Person Breakouts

## 3:35 Grand Opening Refreshment Break in the Exhibit Hall with Poster Viewing and Best of Show Voting Begins

### 4:35 FEATURED PRESENTATION: Covalent Fragments

Kate Carroll, PhD, Associate Professor, Chemistry, Scripps Research Institute

Chemoproteomics reveals a vast expanse of ligandable cysteine sulfenic acids in the human proteome highlighting the utility of small molecules in the fragment-based, covalent-based ligand discovery pipeline.

## 5:05 Structure-Based Approach to Screen and Characterize RNA-Targeted Small Molecules

Yaqiang Wang, PhD, Principal Scientist, Chemical Sciences & Structural Biology, Arrakis Therapeutics

RNA plays a ubiquitous role in every facet of the cell life cycle, and its dysregulation frequently underlies various diseases. Arrakis's mission is to solve very broadly the problem of how to drug RNA with small molecules. This presentation covers RNA structure identification, screening, and hit characterization. We utilize an integrative structural biology approach to decipher RNA/ligand interactions and accelerate ligand optimization.

## 5:35 High-Throughput Crystallography and Structure-Based Design for CDK7

Manjeet Mukherjee, PhD, Senior Research Associate, Astex Pharmaceuticals, Ltd.

I will highlight how we enabled a structural system for cancer target CDK7 to perform structure-based drug design. I will show examples of liganded complexes with clinical stage compounds in both covalent and non-covalent modalities and discuss how that impacted our drug lead design.

## 6:05 Welcome Reception in the Exhibit Hall with Poster Viewing

## 7:05 Close of Day

WEDNESDAY, OCTOBER 2

## 7:30 am Registration Open and Morning Coffee

## SMALL MOLECULE REGULATORS OF MEMBRANE PROTEINS

### 7:55 Chairperson's Remarks

Samantha J. Allen, PhD, Scientific Director, High Dimensional Biology & Cellular Pharmacology, Janssen R&D LLC

## 8:00 Discovery and Characterization of JNT-517, an Inhibitor of SLC6A19 for the Treatment of Phenylketonuria

Dean G. Brown, PhD, Vice President & Head, Chemistry, Jnana Therapeutics

The discovery efforts using our RAPID (Reactive Affinity Probe Interaction Discovery) chemoproteomics platform will be described that led to small molecules that inhibited transporter SLC6A19 and demonstrated *in vivo* activity in the Pahenu2 model. This work led to the identification of JNT-517, a potential first-in-class clinical candidate for the treatment of phenylketonuria which has demonstrated positive POC in a Ph1b clinical trial.

## 8:30 Optimization of Allosteric Regulators of the NaV1.7 Sodium Channel for Chemotherapy-Induced Peripheral Neuropathy (CIPN)

Se In Son, PhD, Research Scientist, Chemistry, NIH NCATS

NCATS and Regulonix developed NaV1.7 channel regulators by targeting CRMP2 sumoylation, which is an allosteric regulator of the channel. Regulonix discovered that surface expression of the channels can be decreased due to loss of CRMP2 sumoylation. Through virtual screening and hit search, lead compound AZ194 was discovered. The NCATS team expanded the library of inhibitors from AZ194 to more than 450 analogs, with novel structures, improved potency, and ADME properties.

## 9:00 TREM2 Molecular Glues to Treat Neurodegenerative Diseases

Bhaumik A. Pandya, PhD, Director, Chemistry Vigil Neuroscience

Triggering receptor expressed in myeloid cells 2 (TREM2) is a lipid-sensing receptor that promotes the growth, migration, and anti-inflammatory effects of microglia that are upregulated within pathological microenvironments. Loss-of-function TREM2 variants impose genetic risk for Alzheimer's disease (AD). Herein we highlight the activity and profile of Vigil's first-in-class small molecule TREM2 agonists for treatment of neurodegenerative diseases.

## 9:30 Sponsored Presentation (Opportunity Available)

## 10:00 Coffee Break in the Exhibit Hall with Poster Viewing

## PLENARY KEYNOTE PROGRAM

### 10:50 Plenary Keynote Chairperson's Remarks

An-Dinh Nguyen, Team Lead, Discovery on Target, Cambridge Healthtech Institute



### 10:55 PLENARY KEYNOTE: Discovery of Transformative Rx to Treat Obesity and Related Diseases

Richard DiMarchi, PhD, Distinguished Professor of Chemistry and Chair, Biomolecular Sciences, Indiana University; former Executive, Lilly and Novo Research Labs

To address obesity, a medicinal challenge that warrants broad molecular diversity, we pioneered the pharmacological strategy of recruiting endogenous hormones to optimize physiological mechanisms. Our discovery of single-molecule, multi-mechanism incretins enabled breakthrough efficacy in lowering body weight. The integrated pharmacology of these endocrine proteins and nuclear hormones is providing a library of drug candidates that promises great clinical outcomes for obesity and associated diseases that have historically been intractable.



### 11:40 PLENARY KEYNOTE: Fragment-Based Drug Discovery for Elusive Cancer Targets

Stephen W. Fesik, PhD, Professor of Biochemistry, Pharmacology & Chemistry; Orrin H. Ingram II Chair in Cancer Research, Vanderbilt University

The most highly validated cancer targets (KRAS, MYC, and WNT) affecting the majority of cancers are thought to be impossible to drug. Using fragment-based methods that I pioneered over 25 years ago, we have discovered mutant selective and pan KRAS inhibitors, potent



Cambridge Healthtech Institute's 8th Annual

# Lead Generation Strategies

Small Molecule Drug Discovery Innovations | [OCTOBER 1-2, 2024](#)

---

inhibitors of the MYC cofactor WDR5, and degraders of b-catenin in the WNT pathway. These novel inhibitors/degraders should have a tremendous impact on cancer treatment in the future.

**12:25 pm Close of Lead Generation Strategies Conference**



# Target Identification Strategies

Effective Use of Chemoproteomics, Functional Genomics, and AI/ML for Target Discovery | OCTOBER 2-3, 2024

WEDNESDAY, OCTOBER 2

## PLENARY KEYNOTE PROGRAM

### 10:50 am Plenary Keynote Chairperson's Remarks

An-Dinh Nguyen, Team Lead, Discovery on Target, Cambridge Healthtech Institute



### 10:55 PLENARY KEYNOTE: Discovery of Transformative Rx to Treat Obesity and Related Diseases

Richard DiMarchi, PhD, Distinguished Professor of Chemistry and Chair, Biomolecular Sciences, Indiana University; former Executive, Lilly and Novo Research Labs

To address obesity, a medicinal challenge that warrants broad molecular diversity, we pioneered the pharmacological strategy of recruiting endogenous hormones to optimize physiological mechanisms. Our discovery of single-molecule, multi-mechanism incretins enabled breakthrough efficacy in lowering body weight. The integrated pharmacology of these endocrine proteins and nuclear hormones is providing a library of drug candidates that promises great clinical outcomes for obesity and associated diseases that have historically been intractable.



### 11:40 PLENARY KEYNOTE: Fragment-Based Drug Discovery for Elusive Cancer Targets

Stephen W. Fesik, PhD, Professor of Biochemistry, Pharmacology & Chemistry; Orrin H. Ingram II Chair in Cancer Research, Vanderbilt University

The most highly validated cancer targets (KRAS, MYC, and WNT) affecting the majority of cancers are thought to be impossible to drug. Using fragment-based methods that I pioneered over 25 years ago, we have discovered mutant selective and pan KRAS inhibitors, potent inhibitors of the MYC cofactor WDR5, and degraders of b-catenin in the WNT pathway. These novel inhibitors/degraders should have a tremendous impact on cancer treatment in the future.

### 12:25 pm Enjoy Lunch on Your Own

## PROTEOMICS-DRIVEN TARGET DECONVOLUTION

### 1:45 Welcome Remarks

### 1:50 Chairperson's Remarks

Christopher am Ende, PhD, Associate Research Fellow, Internal Medicine Medicinal Chemistry, Pfizer Inc.

### 1:55 Advancing Chemical Biology through Innovative Chemistry

Christopher am Ende, PhD, Associate Research Fellow, Internal Medicine Medicinal Chemistry, Pfizer Inc.

This presentation explores new reactive moieties for protein labeling through a series of vignettes. It focuses on the mechanistic analysis and proteome-wide labeling capabilities of cyclobutyl diazirine probes and the large-scale proteomic analysis of diazirine photoaffinity probes—as well as the broad utility of tetrazines as bioorthogonal handles, in addition to protein labeling applications.


### 2:25 Developing and Applying a Novel Chemoproteomics Platform for Transcription Factor Drug Discovery

Sherry Niessen, PhD, Vice President, Proteomics, Belharra Therapeutics

applying a novel chemistry enabled non-covalent probe library and quantitative mass spectrometry to identify chemical probes that selectively bind any pocket, on any protein, in live cells. The platform is identifying chemical probes that selectively engage diverse protein classes. Most proteins identified by our probe library do not have a reported ligand in drug bank demonstrating the ability of the platform to identify novel pockets and starting points for probes.

### 2:55 Sponsored Presentation (Opportunity Available)

### 3:25 Refreshment Break in the Exhibit Hall with Poster Viewing



### 4:15 FEATURED PRESENTATION: Combining Sample Multiplexing and Targeted Proteomics to Screen Electrophilic Fragment Libraries

Steve Gygi, PhD, Professor, Department of Cell Biology, Harvard Medical School

Covalent modification of cysteines by libraries of fragment electrophiles can be assessed proteome-wide using chemoproteomics techniques. In this talk, I will present the CysDig strategy which exploits the direct targeting of a few hundred cysteines for quantification. Importantly, this approach is flexible such that biotin enrichment is optional and the protein's expression levels can also be assessed. An example targeted library screen for E3 ligase binders identified a Huwe1 inhibitor.

### 4:45 Systematic Identification of Condensate Targets and Development of Condensate-Modifying Drugs (c-mods) across Therapeutic Areas

Ann Boija, PhD, Vice President, Head of Cancer Biology, Dewpoint Therapeutics

Condensates regulate cellular processes by concentrating and organizing biomolecules within communities with distinct microenvironments. Condensate aberrations serve as central nodes of dysfunction in many diseases. Viewing condensates as drug targets opens untapped opportunities to influence high value, "undruggable" drug targets. Our AI-powered discovery platform supports identification of condensate-drivers of diseases, development of disease-faithful models, and discovery & development of c-mods, fueling programs across multiple therapeutic areas, including oncology and neurodegeneration.

### 5:15 Dinner Short Course Registration\*

\*Premium Pricing or separate registration required. See Short Courses page for details.

### 5:15 Diversity Discussion (Sponsorship Opportunity Available)

#### IN-PERSON DISCUSSION: Fostering Diversity through Mentoring

Naytia Byrd, Manager, Human Resources, Ovid Therapeutics Inc.

Saudat Fadeyi, PhD, MBA, Director, Business Development, Ovid Therapeutics

Fred Manby, DPhil, Co-Founder & CTO, Iambic Therapeutics

Joel Omage, Research Scientist II, CVM Disease Area, Novartis Institutes for Biomedical Research, Inc.

Andrew Zhang, PhD, Director, Chemical Biology, AstraZeneca

Topics for discussion will include, but certainly not be limited to:

- How to increase awareness and address hidden barriers and biases in life sciences
- How to motivate early-career scientists to seek out mentors and resources
- How to convince senior leadership to take time for coaching the next generation of leaders and support DEI initiatives
- How to create simple and impactful opportunities for mentors and mentees to connect and collaborate



# Target Identification Strategies

Effective Use of Chemoproteomics, Functional Genomics, and AI/ML for Target Discovery | OCTOBER 2-3, 2024

## 6:00 Dinner Short Courses\*

\*Premium Pricing or separate registration required. See Short Courses page for details.

## 8:30 Close of Day

THURSDAY, OCTOBER 3

## 7:30 am Registration Open and Morning Coffee

### INSIGHTS FROM VENTURE CAPITALISTS

#### 8:00 PANEL DISCUSSION: Trends in Drug Discovery

Moderator: Daniel A. Erlanson, PhD, Chief Innovation Officer, Innovation and Discovery, Frontier Medicines Corporation

Panelists:

Jernej Godec, PhD, Principal, Atlas Venture

Jenna Hebert, PhD, Senior Associate, RA Capital Management

Jamie Kasuboski, PhD, Partner, Luma Group

Jasmina Marjanovic, PhD, Partner, Takeda Ventures

Swetha Murali, PhD, Vice President, OMX Ventures

## FUNCTIONAL SCREENING FOR TARGET ID

### 8:45 Chairperson's Remarks

#### 8:50 Uncovering Potential Anti-Coronavirus Agents: Phenotypic Screening and Target Identification of Compounds Targeting Nucleocapsid N Protein

Sujatha Gopalakrishnan, Director, Research Fellow, Head of HTS & Molecular Characterization, AbbVie

The urgent need for effective therapeutics against coronaviruses has prompted the development of innovative drug discovery approaches. In this study, we established a robust high-content screening platform to identify small molecules capable of modulating the condensation of the SARS-CoV-2 Nucleocapsid (N) protein. Our promising results demonstrate that perturbing viral condensate dynamics can generate effective antiviral drugs for multiple viral species, including SARS-CoV-2.

#### 9:20 Systems-Wide Approaches for Mapping Substrates to E3 Ligases

Elijah Mena, PhD, Post-Doctoral Researcher, Laboratory of Dr. Stephen Elledge, Department of Genetics, Harvard University Medical School

The complexity of the ubiquitin-proteasome system makes it challenging to systematically pair proteasomal substrates to their cognate E3 ubiquitin ligases. We have developed new technologies that are able to identify ubiquitin-proteasome targets on a genome-wide scale and can pair these substrates to E3s using multiplex CRISPR screening. Additionally, saturating mutagenesis and computational approaches allow us to define the molecular basis for many degradative pathways at scale.

#### 9:50 Continuous Evolution of Compact Protein Degradation Tags Regulated by Selective Molecular Glues

Stephan John DeCarlo, PhD Student, Laboratory of David Liu, Harvard University

Shourya Roy Burman, PhD, Research Fellow, Cancer Biology, Dana-Farber Cancer Institute

Conditional degron tags are >100 amino acids long or are triggered by compounds with off-target effects, thwarting their use as specific modulators of endogenous protein levels. We evolved a 36-amino acid degron, SD40, that binds cereblon in complex with an otherwise inert compound, PT-179.

Endogenous proteins tagged in-frame with SD40 using prime editing are degraded by PT-179. Cryo-EM structures of SD40 in complex with ligand-bound cereblon reveal molecular basis of SD40's activity.

### 10:20 In-Person Breakouts

#### 11:05 Coffee Break in the Exhibit Hall with Poster Viewing and Best of Show Awards Announced

#### 11:45 Utilizing CRISPR-Suppressor Scanning to Functionally Map Chromatin Complexes

Hui Si Kwok, PhD, Postdoctoral Fellow, Laboratory of Dr. Brian Liao, Department of Chemistry and Chemical Biology, Harvard University

Genes encoding chromatin proteins are among the top mutated cancer genes. Interpreting the functional significance for every cancer mutation remains a major obstacle for advancing cancer research. Using Polycomb repressive complex 2 (PRC2) as a case study, I will showcase the utility of pooled tiling base-editing screens to define regulatory regions and understand the functional significance of cancer-associated mutations in their endogenous context.

#### 12:15 pm Application of High-Density CRISPR Screens for Mutational Scanning of Endogenous Elements

Ganna Reint, PhD, Postdoctoral Fellow, Broad Institute of Harvard and MIT

Assessment of the functional effects of DNA sequence variation is crucial for an understanding of the genetic basis of human disease. We applied the newest versions of base editors, coupled with the PAM-flexible Cas9, for high-throughput interrogation of genetic variation at endogenous loci. High-coverage tiling enabled mapping of the functional regions in the proteins and discovering potential gain-of-function mutations across a panel of genes with strong cancer dependencies.

#### 12:45 Sponsored Presentation (Opportunity Available)

#### 1:15 Transition to Lunch

#### 1:20 Luncheon Presentation (Sponsorship Opportunity Available) or Enjoy Lunch on Your Own

#### 1:50 Dessert Break in the Exhibit Hall with Last Chance for Poster Viewing

## AI-DRIVEN TARGET DISCOVERY

### 2:30 Chairperson's Remarks

Harpreet Saini, PhD, Senior Director, Informatics, Astex Pharmaceuticals Ltd.

#### 2:35 Integrative Computational Genetics Approach for Target Discovery of ALS

Harpreet Saini, PhD, Senior Director, Informatics, Astex Pharmaceuticals Ltd.

We have developed a computational, genetics-based approach which integrates functional data from GWAS, ontologies, and biological networks to predict potential drug targets with evidence for disease association. We obtained a list of target genes associated with ALS and prioritized potential target genes by integrating structural information and cell-type transcriptomics data.



# Target Identification Strategies

Effective Use of Chemoproteomics, Functional Genomics, and AI/ML for Target Discovery | [OCTOBER 2-3, 2024](#)



## **3:05 FEATURED PRESENTATION: Target Discovery Using AI—The Story behind Insilico Medicine's Discovery and Validation of MYT1 as a Target Implicated in Breast Cancer**

*Petrina Kamya, PhD, Global Head of AI Platforms, Vice President Insilico Medicine; President, Insilico Medicine Canada, Insilico*

Using PandaOmics, we identified MYT1 as a promising new therapeutic target for breast and gynecological cancer. PandaOmics is Insilico Medicine's AI-driven target discovery platform that leverages multi-modal data to discover targets implicated in a disease. To further validate the selection of MYT1, we leveraged Chemistry42 to design and optimize a lead compound that exhibits remarkable selectivity over WEE1 and has promising *in vivo* antitumor efficacy.

## **3:35 Interaction-Based Hit Discovery Platform to Orphan Targets**

*Dmitri Kireev, PhD, Professor, Department of Chemistry, University of Missouri*

Interaction-based screening and design are promising novel strategies for hit finding and lead optimization. The key information unit in the interaction realm is a thin interface between the interacting ligand and protein. When fed to deep neural networks, interaction signatures may infer SAR for unliganded proteins by exploiting structural data across ligands and proteins. We give an overview of the approach and describe its successful applications to several challenging targets.

## **4:05 Assessment of Target Druggability Enabled by Machine Learning**

*Diane M. Joseph-McCarthy, PhD, Professor of the Practice, Biomedical Engineering, Boston University*

Identification of hot spots on the surface of macromolecules is key to evaluating the druggability of novel targets and the likelihood of finding new chemical entities. Computational hot-spot mapping was performed across a set of drug targets, and a machine learning approach was employed to select the top druggable sites. Within this context, the utility of AI-generated protein models obtained using AlphaFold, including ensembles of structural models, was assessed.

## **4:35 Close of Conference**



TUESDAY, OCTOBER 1

7:00 am Registration Open and Morning Coffee

## COVALENT OR DEGRADER APPROACHES FOR RAS OR WRN

7:55 Welcome Remarks

8:00 Chairperson's Remarks

*Mellissa Nixon, PhD, Senior Scientist, Merck Research Labs*

### 8:05 Discovery of FMC-376 a Potent Dual Inhibitor of 'ON' and 'OFF' States of KRAS<sup>G12C</sup> Broadly Active in PDX Models of Resistance

*Snahel Patel, Vice President, Head, Medicinal & Platform Chemistry, Frontier Medicines Corp.*

Once viewed undruggable, frequently mutated oncogene KRAS has led to the recent approval of two KRAS<sup>G12C</sup> small molecule covalent inhibitors targeting the inactive GDP-bound (OFF) state. Patient benefit has fallen short with these first-generation inhibitors due to innate or acquired resistance driven by upregulation of the activated GTP-bound (ON) state of KRAS<sup>G12C</sup>. We present the discovery of potent dual inhibitor FMC-376 targeting both active and inactive forms of KRAS<sup>G12C</sup>.

### 8:35 Tyrosine-Targeted Covalent Fragments for KRAS

*Samy O. Meroueh, PhD, Professor, Biochemistry, Member of Cancer Center Drug Discovery Program, University of Illinois Urbana-Champaign*

I present my Ras GTPases (mainly Ral and KRAS) work where I used fragment-screening to develop covalent inhibitors that react with tyrosines. A tyrosine-based covalent approach expands the number of KRAS-origin cancers that can be targeted because only 10% of KRAS genes have the G12C mutation. I also discuss our progress with covalent inhibition of Ral GTPase using tyrosine and will present a unique KRAS structure that I recently published.



### 9:05 FEATURED PRESENTATION: Identification of VVD-214/RO7589831, a Clinical-Stage, Covalent Allosteric Inhibitor of WRN Helicase for the Treatment of MSI-High Cancers

*Shota Kikuchi, PhD, Director, Chemistry, Vividion Therapeutics*

WRN helicase is a promising target for treating cancers with microsatellite instability (MSI), due to its essential role in resolving deleterious non-canonical DNA structures that accumulate in cells with faulty mismatch repair mechanisms. Here we describe the medicinal chemistry optimization of potency, ADME, and PK properties of chemoproteomic screening hits, which resulted in identification of VVD-214/RO7589831 (Vividion/Roche), a clinical-stage, covalent allosteric inhibitor of WRN.

9:35 Networking Coffee Break

## PROTEIN-STABILIZING STRATEGIES FOR CANCER

### 10:05 Rational Discovery of a Small Molecule Intramolecular Glue Inhibitor of CBL-B that Enhances T-cell Function

*Stefan Gajewski, PhD, Structural Biologist, Early Drug Discovery, Nurix Therapeutics Inc*

Casitas B lymphoma-b (CBL-B) is a RING-type E3 ubiquitin ligase that plays an important role in regulating T cell function. Loss of CBL-B is associated with enhanced T and NK cell activity which makes it an interesting target

for immuno-oncology drug development. We present a rational approach to discover and optimize small molecule inhibitors for CBL-B that elicit a potent T cell activation and antitumor activity.

### 10:35 Inhibiting CBL-B: An E3 Ligase Immuno-Oncology Target

*Michael Lambrecht, PhD, Principal Scientist, Drug Discovery, Genentech*

Knockout of the ubiquitin ligase cbl-b causes tumor rejection in murine models and represents a promising target for cancer immunotherapy. We screened a DNA-encoded library and discovered a xanthene-containing lead molecule that bound to and inhibited cbl-b. An x-ray co-crystal structure showed this lead molecule bound to the SH2 domain of cbl-b. Here we describe these studies and a medicinal chemistry campaign that provided an inhibitor with measurable cell activity.

### 11:05 Accelerating Inhibitor Discovery for Deubiquitinating Enzymes

*Wai Cheung Adrian Chan, PhD, Principal Scientist, Enabling Sciences, Odyssey Therapeutics*

Deubiquitinating enzymes (DUBs) are a class of ~100 cysteine proteases, of interest as emerging drug targets and for application in targeted protein stabilization. Pairing a bespoke library with activity-based protein profiling as a high-density primary screen, we identify and validate a multitude of promising chemical starting points and a direct path to tool compounds that can be used to decipher DUB function, substrates, and signaling pathways.

佰翱得

11:35 Presentation to be Announced

12:05 pm Transition to Lunch

佰翱得

12:10 Luncheon Presentation to be Announced

12:40 Session Break

## DEGRADERS & CANCER

1:15 Chairperson's Remarks

*Philip N. Collier, PhD, Director, Medicinal Chemistry, Kymera Therapeutics*

### 1:20 Abbapolin PLK1 Degradors in Prostate Cancer

*Campbell McInnes, PhD, Professor, Drug Discovery & Biomedical Sciences, University of South Carolina*

Inhibition of PLK1 may be key to overcoming resistance to androgen blocking treatments that result in Castration Resistant Prostate Cancer (CRPC) providing new therapeutic options. Using the REPLACE strategy, we found compounds that bind tightly to PLK1 and induce its degradation. Through our hit to lead conversion studies we identified an abbapolin with potent on target cellular engagement of PLK1, good oral pharmacokinetics and antitumor efficacy in prostate xenografts.

### 1:50 Discovery and Development of pan-KRAS Degradors for Cancer Therapy

*Murali Ramachandra, PhD, CEO, Aurigene Discovery Technologies, Ltd.*

Despite recent advances in KRAS inhibitors for cancer therapy, a majority of KRAS alterations remain unaddressed. The rapid emergence of resistance where inhibitors are available underscores the need for novel approaches. We will discuss our focus on targeted protein degradation to eliminate mutant KRAS as a promising avenue for superior and durable efficacy.

2:20 Presentation to be Announced

2:35 Presentation to be Announced





# Small Molecules for Cancer Targets

Discovering Targeted, Oral-Based Oncology Therapeutics | OCTOBER 1-2, 2024

## 2:50 In-Person Breakouts

### 3:35 Grand Opening Refreshment Break in the Exhibit Hall with Poster Viewing and Best of Show Voting Begins

### 4:35 Talk Title to be Announced

Anwasha Dey, PhD, Director & Distinguished Scientist, Discovery Oncology, Genentech Inc.

### 5:05 The Evolving Chemical Space of Bi-functional Degraders Targeting the CNS

Wylie S. Palmer, PhD, Senior Director, Nurix Therapeutics, Inc.

Description: Bi-functional degraders occupy beyond-rule-of-five chemical space where established rules for drug-likeness cannot easily be applied. In contrast to approved CNS drugs, bi-functional degraders violate most metrics, particularly molecular weight, yet we routinely observe brain penetration in our programs. For example, NX-5948, a clinical stage orally bioavailable BTK degrader shows CNS exposure and activity both preclinically and clinically. This presentation will explore our evolving understanding of targeting the CNS using degraders.

### 5:35 IKZF2 Degradation Discovery

Kevin D. Freeman-Cook, PhD, Vice President & Head, Medicinal & Computational Chemistry, Plexium Inc.

The zinc finger transcription factor Helios (IKZF2) is highly expressed in Tregs and plays an important role in helping tumors evade a normal immune response. IKZF2 is a transcription factor that had been considered "undruggable." Here we disclose the discovery and preclinical evaluation of a selective molecular glue degrader of IKZF2 (PLX-4545) which reverses Treg suppression and is currently being evaluated in a Phase 1 trial of healthy volunteers.

### 6:05 Welcome Reception in the Exhibit Hall with Poster Viewing

### 7:05 Close of Day

**WEDNESDAY, OCTOBER 2**

## 7:30 am Registration Open and Morning Coffee

## SMALL MOLECULE IMMUNO-ONCOLOGY TARGETS

### 7:55 Chairperson's Remarks

Jenny Chengyi Shu, PhD, Senior Director, Biology Immunology, Life Mine Therapeutics

### 8:00 Structure-Based Design of DHODH Inhibitors for the Treatment of Acute Myelogenous Leukemia

Justin Cisar, PhD, Principal Scientist, Medicinal Chemistry, Janssen Pharmaceuticals Inc.

### 8:30 Identification of a Novel Linker Enabling Bioconjugation of a Cyclic Dinucleotide for the STING Antibody-Drug Conjugate TAK-500

Hong Myung Lee, PhD, Senior Scientist, Medicinal Chemistry, Takeda Pharmaceuticals Inc.

The chemistry strategy was established to enable targeted delivery of a cyclic dinucleotide STING agonist TAK-676 to CCR2+ myeloid cells through an antibody-drug conjugate approach. A self-immolative spacer between the adenine of TAK-676 and the cleavable dipeptide linker rendered a linker payload with enhanced plasma stability. Stochastic cysteine conjugation of the linkers provided immune cell-stimulating ADC TAK-500. In mouse models, mTAK-500 showed antitumor activity driven by immune cell activation.

### 9:00 GPCRs of the Tumor Microenvironment as Novel Immunology Drug Targets

Stephan Schann, PhD, CSO, Domain Therapeutics SA

Immunotherapy has revolutionized cancer treatment, including metastatic disease cures. However, many patients do not benefit from immunotherapy due to multiple resistance mechanisms. At Domain, our innovative approach focuses on precision. Our unique pipeline of GPCR targeting drug candidates targets immunosuppressive mechanisms, unlocking new therapeutic possibilities in cancer. In this presentation, we'll explore the identification of novel immunosuppressive GPCRs and small molecule drug discovery, emphasizing Domain's precision research approach.

### 9:30 Presentation to be Announced



### 10:00 Coffee Break in the Exhibit Hall with Poster Viewing

## PLENARY KEYNOTE PROGRAM

### 10:50 Plenary Keynote Chairperson's Remarks

An-Dinh Nguyen, Team Lead, Discovery on Target, Cambridge Healthtech Institute



### 10:55 PLENARY KEYNOTE: Discovery of Transformative Rx to Treat Obesity and Related Diseases

Richard DiMarchi, PhD, Distinguished Professor of Chemistry and Chair, Biomolecular Sciences, Indiana University; former Executive, Lilly and Novo Research Labs

To address obesity, a medicinal challenge that warrants broad molecular diversity, we pioneered the pharmacological strategy of recruiting endogenous hormones to optimize physiological mechanisms. Our discovery of single-molecule, multi-mechanism incretins enabled breakthrough efficacy in lowering body weight. The integrated pharmacology of these endocrine proteins and nuclear hormones is providing a library of drug candidates that promises great clinical outcomes for obesity and associated diseases that have historically been intractable.



### 11:40 PLENARY KEYNOTE: Fragment-Based Drug Discovery for Elusive Cancer Targets

Stephen W. Fesik, PhD, Professor of Biochemistry, Pharmacology & Chemistry; Orrin H. Ingram II Chair in Cancer Research, Vanderbilt University

The most highly validated cancer targets (KRAS, MYC, and WNT) affecting the majority of cancers are thought to be impossible to drug. Using fragment-based methods that I pioneered over 25 years ago, we have discovered mutant selective and pan KRAS inhibitors, potent inhibitors of the MYC cofactor WDR5, and degraders of b-catenin in the WNT pathway. These novel inhibitors/degraders should have a tremendous impact on cancer treatment in the future.

### 12:25 pm Close of Small Molecules for Cancer Targets Conference



# GPCR-Based Drug Discovery

## Targeting G Protein-Coupled Receptors for New Therapeutic Options

OCTOBER 2-3, 2024

WEDNESDAY, OCTOBER 2

### PLENARY KEYNOTE PROGRAM

#### 10:50 am Plenary Keynote Chairperson's Remarks

An-Dinh Nguyen, Team Lead, Discovery on Target, Cambridge Healthtech Institute



#### 10:55 PLENARY KEYNOTE: Discovery of Transformative Rx to Treat Obesity and Related Diseases

Richard DiMarchi, PhD, Distinguished Professor of Chemistry and Chair, Biomolecular Sciences, Indiana University; former Executive, Lilly and Novo Research Labs

To address obesity, a medicinal challenge that warrants broad molecular diversity, we pioneered the pharmacological strategy of recruiting endogenous hormones to optimize physiological mechanisms. Our discovery of single-molecule, multi-mechanism incretins enabled breakthrough efficacy in lowering body weight. The integrated pharmacology of these endocrine proteins and nuclear hormones is providing a library of drug candidates that promises great clinical outcomes for obesity and associated diseases that have historically been intractable.



#### 11:40 PLENARY KEYNOTE: Fragment-Based Drug Discovery for Elusive Cancer Targets

Stephen W. Fesik, PhD, Professor of Biochemistry, Pharmacology & Chemistry; Orrin H. Ingram II Chair in Cancer Research, Vanderbilt University

The most highly validated cancer targets (KRAS, MYC, and WNT) affecting the majority of cancers are thought to be impossible to drug. Using fragment-based methods that I pioneered over 25 years ago, we have discovered mutant selective and pan KRAS inhibitors, potent inhibitors of the MYC cofactor WDR5, and degraders of b-catenin in the WNT pathway. These novel inhibitors/degraders should have a tremendous impact on cancer treatment in the future.

#### 12:25 pm Enjoy Lunch on Your Own

### NMR, FRAGMENTS & OTHER NEW TOOLS FOR GPCR DRUG DISCOVERY

#### 1:45 Welcome Remarks

#### 1:50 Chairperson's Remarks

Florence Brunel, PhD, Senior Principal Scientist, Novo Nordisk Inc

#### 1:55 New NMR Applications for Quantitative Determination of GPCR Drug Efficacy and Lead Compound Identification

Matthew T. Eddy, PhD, Assistant Professor, Chemistry, University of Florida, Gainesville

We present a new application of NMR spectroscopy to quantitatively determine GPCR drug efficacy. NMR data quantitatively correlate with results from cellular signaling assays. We highlight examples where the NMR method proves particularly advantageous, especially in accurately quantifying efficacy for compounds with lower potency. Additionally, we present a new approach that leverages NMR to identify weakly interacting small molecule fragments for GPCR drug discovery.

#### 2:25 Bioorthogonal Tethering of Drug Fragments to Engineered GPCRs

Jordan Mattheisen, PhD, Postdoctoral Fellow, Chemical Biology, AstraZeneca

Despite the increasing availability of high-resolution GPCR structures, finding allosteric modulators remains challenging due to the dynamic nature of GPCRs in native membranes. I present a novel strategy to site-specifically covalently tether drug fragments adjacent to allosteric sites in engineered GPCRs harboring noncanonical reactive amino acids. This approach enhances compound potency, enabling fragment-based drug screening and the discovery of new functional allosteric binding sites using live-cell assays.

#### 2:55 Accelerate the Development of Therapeutics for Obesity and Diabetes with Functional Cell-based Assays

eurofins | DiscoverX

Venkatesh Chari, Scientific Market Development Manager, Eurofins DiscoverX

GPCR-based peptide therapeutics have shown promise in treating obesity and diabetes. The development of innovator drugs, biosimilars and small molecules for these globally prevalent conditions require demonstration of accurate mechanism of action and pharmacology crucial to characterize their true therapeutic potential. Here, we present fit-for-purpose assays for evaluating therapeutics targeting GLP-1, GIP, glucagon, TSH, PYY, amylin, GPR10, and GPR75 receptors to accelerate global programs for screening, characterization, and potency testing.

#### 3:25 Refreshment Break in the Exhibit Hall with Poster Viewing

#### 4:15 FEATURED PRESENTATION: SPR-Microscopy for Detecting GPCR Target Engagement

Kris A. Borzilleri, Principal Scientist, Structural Biology & Molecular Sciences, Pfizer Global R&D, Groton Labs

Measuring direct binding and kinetics to membrane proteins has long been a challenge due to poor behavior of these targets when purified out of their native environments. Surface Plasmon Resonance Microscopy (SPRM), which combines optical microscopy with label-free SPR, allows for detection of binding in the whole cell environment. Using SPRM, we measured binding affinities on several targets that are in excellent agreement with radioligand binding and functional IC50 assays.

#### 4:45 DNA-Encoded Library Approaches for GPCR-Ligand Discovery

Casey J. Krusemark, PhD, Associate Professor, Medicinal Chemistry & Molecular Pharmacology, Purdue University

We present novel approaches for the selection of molecules from DNA-encoded libraries (DEL) using enzymatic tags on target proteins. We apply these assays for DEL discovery with GPCRs in live cells for both the discovery of ligands and for specific discovery of biased agonists.

#### 5:15 Dinner Short Course Registration\*

\*Premium Pricing or separate registration required. See Short Courses page for details.

#### 5:15 Diversity Discussion (Sponsorship Opportunity Available)

#### IN-PERSON DISCUSSION: Fostering Diversity through Mentoring

Naytia Byrd, Manager, Human Resources, Ovid Therapeutics Inc.

Saudat Fadeyi, PhD, MBA, Director, Business Development, Ovid Therapeutics

Fred Manby, DPhil, Co-Founder & CTO, Iambic Therapeutics

Joel Omage, Research Scientist II, CVM Disease Area, Novartis Institutes for Biomedical Research, Inc.

Andrew Zhang, PhD, Director, Chemical Biology, AstraZeneca

Topics for discussion will include, but certainly not be limited to:

- How to increase awareness and address hidden barriers and biases in life sciences
- How to motivate early-career scientists to seek out mentors and resources
- How to convince senior leadership to take time for coaching the next generation of leaders and support DEI initiatives



# GPCR-Based Drug Discovery

## Targeting G Protein-Coupled Receptors for New Therapeutic Options

OCTOBER 2-3, 2024

- How to create simple and impactful opportunities for mentors and mentees to connect and collaborate

### 6:00 Dinner Short Courses\*

\*Premium Pricing or separate registration required. See Short Courses page for details.

### 8:30 Close of Day

THURSDAY, OCTOBER 3

### 7:30 am Registration Open and Morning Coffee

## INSIGHTS FROM VENTURE CAPITALISTS

### 8:00 PANEL DISCUSSION: Trends in Drug Discovery

Moderator: Daniel A. Erlanson, PhD, Chief Innovation Officer, Innovation and Discovery, Frontier Medicines Corporation

Panelists:

Jernej Godec, PhD, Principal, Atlas Venture

Jenna Hebert, PhD, Senior Associate, RA Capital Management

Jamie Kasuboski, PhD, Partner, Luma Group

Jasmina Marjanovic, PhD, Partner, Takeda Ventures

Swetha Murali, PhD, Vice President, OMX Ventures

## STRUCTURE-BASED DRUG DESIGN FOR GPCRS

### 8:45 Chairperson's Remarks

Susruta Majumdar, PhD, Associate Professor, Clinical Pharmacology, St. Louis College of Pharmacy, University of Washington

### 8:50 Structure, Function, and Pharmacology of Delta Opioid Receptor Ligands for the Development of Better Chronic Pain Therapeutics

Sarah Bernhard, Laboratory of Susruta Majumdar, Center for Clinical Pharmacology, Washington University School of Medicine

Therapeutic options for treating chronic pain are limited by low efficacy and adverse effects. Delta opioid receptor (DOR) agonists show potential in relieving chronic pain symptoms; however, they can exhibit adverse effects like seizures and tolerance. Our studies aim to understand pharmacological and behavioral profiles of DOR full agonists, partial agonists, and allosteric modulators to develop a structural platform for designing the next generation of pain relievers.

### 9:20 Discovery and Mechanism of Opioid Receptor Allosteric Modulators

Evan O'Brien, PhD, Postdoctoral Scholar, Laboratory of Brian Kobilka, Molecular & Cellular Physiology, Stanford University

The mu-opioid receptor (MOR) is a well-established GPCR target for analgesia, yet conventional orthosteric opioid agonists suffer from serious adverse effects, notably respiratory depression and addiction. We screened a large DNA-encoded chemical library and discovered new positive and negative allosteric modulators of the receptor. We then used cryoEM to determine detailed structural mechanisms of allosteric modulation and demonstrated *in vivo* efficacy for a new class of "Narcan-boosters."

### 9:50 Developing Small Molecule Agonists of GLP-1R and other Peptide-Binding GPCRs

Yingli Y Ma, PhD, CTO, Platform Technology, Structure Therapeutics Shanghai Basecamp Biotechnology Co

This presentation will focus on the development of small molecule agonist versions of peptide-binding GPCRs such as GLP-1R.

### 10:20 In-Person Breakouts

### 11:05 Coffee Break in the Exhibit Hall with Poster Viewing and Best of Show Awards Announced

## GPCR-TARGETED DRUG CANDIDATES

### 11:45 FEATURED PRESENTATION: Discovery of Clinical Candidate AZD5462, an Allosteric Oral Small Molecule RXFP1 Agonist for the Treatment of Heart Failure

Niklas Larsson, PhD, Principal Scientist, AstraZeneca R&D

The relaxin H2 hormone is a clinically relevant peptide agonist for the G protein-coupled receptor RXFP1, but the short half-life and need for injectable delivery limits its therapeutic potential. AZD5462 is the first clinical candidate, small-molecule RXFP1 agonist that mimics the signaling pharmacology of relaxin H2. AZD5462 is a promising potential therapeutic treatment for patients with heart failure and other conditions where physiological effects of chronic RXFP1 agonism are desirable.

### 12:15 pm Discovering the Next-Generation of GPCR-targeted Therapeutics to Address Metabolic Diseases with Unmet Patient Needs

Oliver Hartley, PhD, Vice President, Drug Discovery, Orion Biotechnology

I present how we leveraged a novel drug modality and proprietary discovery platform to unlock metabolic GPCRs. This enabled us to advance a pipeline of differentiated therapeutics for obesity and metabolic disorders. We strive to capture the untapped potential of novel metabolic targets with innovative monotherapy & combination approaches.

### 12:45 Sponsored Presentation (Opportunity Available)

### 1:15 Transition to Lunch

### 1:20 Luncheon Presentation (Sponsorship Opportunity Available) or Enjoy Lunch on Your Own

### 1:50 Dessert Break in the Exhibit Hall with Last Chance for Poster Viewing

## GPCR-TARGETED DRUG CANDIDATES (CONT'D)

### 2:30 Chairperson's Remarks

Yamina A. Berchiche, PhD, Founder, Dr. GPCR

### 2:35 Selecting a Clinical Candidate Based on GPCR Signaling Profiles: Discovery of FPR2 Agonist BMS-986331

Nicholas R. Wurtz, PhD, Associate Director, Discovery Chemistry, Bristol Myers Squibb Co.

Formyl Peptide Receptor 2 (FPR2) agonists with biased GPCR signaling profiles were discovered through a combination of screening and rational design. A detailed evaluation of these agonists demonstrated that a specific profile afforded efficacy in rodent heart failure models. Optimization of an arylpiperidinone chemotype with the preferred GPCR agonist profile led to the identification of BMS-986331, which was progressed into Phase I clinical trials.

### 3:05 GPCR Target Identification and Validation: From Patients to Drug Design

Xavier Leroy, PhD, CEO, GIO Therapeutics AG



# Lead Generation Strategies

Small Molecule Drug Discovery Innovations | [OCTOBER 1-2, 2024](#)

---

I present our patient-focused drug discovery approach where we apply human big data to translational research to derive first-in-class drug candidates. Our innovative approach with clinical trials in animal models allows us, early in the drug development process, to validate targets and derisk projects.

### **3:35 Structure-Based Drug Discovery on OX2R**

*Pieter Claes, PhD, Principal Scientist, Medicinal Chemistry, Confo Therapeutics*

Agonism of the Orexin type 2 receptor has emerged as an attractive approach for the treatment of narcolepsy. Here, we describe the identification of an agonist series [PC1] using a new screening assay based on ConfoBodies, the elaboration of the chemical series and its puzzling structure-activity relationship. Determination of the active-state structure with a series representative revealed the cause of these unexpected activity cliffs.

### **4:05 Presentation to be Announced**

### **4:35 Close of Conference**



# Antibodies Against Membrane Protein Targets

## New Strategies and Technologies to Accelerate the Development of Biotherapeutics Against Complex GPCR and Ion Channel Targets

OCTOBER 1-2, 2024

TUESDAY, OCTOBER 1

7:00 am Registration Open and Morning Coffee

### EMERGING MODALITIES

7:55 Welcome Remarks

8:00 Chairperson's Remarks

*Robbins Puthenveetil, PhD, Senior Scientist, AstraZeneca*

**8:05 Overcoming the Challenges with Raising Antibodies against STEAP2 Extracellular Domains for Targeted CAR T Cell Therapy**

*Dewald van Dyk, PhD, Associate Director, Biologics Engineering, AstraZeneca Pharmaceuticals LP*

Six-transmembrane epithelial antigen of prostate-2 (STEAP2) is a complex membrane protein that is highly expressed on prostate cancer cells with limited distal normal tissue expression. High species homology and small extracellular domains make STEAP2 a very challenging protein to target. I will share reflections on the multifaceted discovery campaigns that enabled the isolation of STEAP2-specific antibodies for the development of an armored STEAP2 chimeric antigen receptor T cell therapy.

**8:35 Transferrin Receptor Targeting Chimeras (TransTACs) for Targeted Depletion of Complex Membrane Targets**

*Kaitlin Rhee, Researcher, Xin Zhou Lab, Biological Chemistry & Molecular Pharmacology, Dana-Farber Cancer Institute, Harvard Medical School*

GPCRs play critical roles in nearly all aspects of cancer progression, including growth and survival, invasion and metastasis, and drug resistance. However, signaling inhibition can be complicated by ligand-independent signaling, oligomerization with coreceptors, multiple ligand and receptor pairings, and the challenge of developing selective high-affinity antagonists. Thus, we propose an induced proximity/bispecific antibody-based approach to selectively deplete GPCRs for sustained signaling inhibition, by co-opting cancer cell-surface recycling and lysosome-targeting receptors.

**9:05 Antibody-Drug Conjugates Targeting GPCRs and Combination Strategies to Enhance Efficacy in Colorectal Cancer**

*Kendra Carmon, PhD, Associate Professor, Center for Translational Cancer Research, University of Texas Health Science Center at Houston*

Our group has generated antibody-drug conjugates (ADCs) directed against G protein-coupled receptor (GPCR) targets highly expressed in colorectal and other cancer types. These GPCR-targeted ADCs were generally well-tolerated and show promising efficacy in preclinical models of colorectal cancer, yet tumors were not completely eliminated. Currently, we are evaluating ADCs in combination with FDA-approved therapies to enhance efficacy and overcome resistance and relapse.

9:35 Networking Coffee Break

**10:05 Discovery and Engineering of Bispecific Anti-CD3 Heavy Chain-Only Antibodies**

*Noel T. Pauli, PhD, Group Leader, Antibody Engineering, Adimab LLC*

T cell engagers utilizing CD3 are an increasingly validated class of multispecific antibodies, but are inherently complicated to generate. Reducing engineering complexity through a CD3-specific heavy chain-only antibody (HCAb) would be beneficial. Using a yeast-based platform, we demonstrate the discovery and engineering of a panel of high-affinity, CD3-specific, HCABs from immunized camelids, and validate their use in functional bispecific molecules.

**10:35 SPECIAL PRESENTATION: Insights from Current Pipelines of Antibody-Based Therapeutics against GPCR, Ion-Channel, and Transporter Targets**

*Catherine Hutchings, PhD, Independent Consultant*

Complex multi-pass transmembrane proteins represent some of the most important drug target classes across a wide range of therapeutic areas. An annual update on antibody-based therapeutics in the GPCR, ion channel, and transporter R&D pipeline will be provided, outlining the breadth and diversity of the target landscape.



**11:05 KEYNOTE PRESENTATION: Insights from AlphaFold2 Antibody Screening against High-Value GPCRs**

*Jeffrey Skolnick, PhD, Professor, Biology, Director, Center for the Study of Systems Biology, Georgia Institute of Technology*

AlphaFold2Complex, a generalization of AlphaFold2, can predict if proteins interact, and if so, their quaternary structure. AF2Complex has provided insights into important pathways such as the outer membrane biogenesis pathway in *E. coli*. Here, it is applied to the antibody modulation of GPCR signaling associated with breast cancer cell migration. Following modeling the activation of GPCRs that initiate breast cancer cell migration, we suggest antibodies that could inhibit this process.

11:35 Presentation to be Announced



12:05 pm Transition to Lunch

**12:10 LUNCHEON PRESENTATION: Advanced Antigen Design Strategies for Shaping Human Antibody Repertoires in OmniAb Animals**



*Devendra Srivastava, Director, Protein Sciences & R&D, OmniAb*

12:40 Session Break

### DISCOVERY TOOLS AND TECHNOLOGIES

1:15 Chairperson's Remarks

*Catherine Hutchings, PhD, Independent Consultant*

**1:20 bioSens-All: A Multiparametric BRET-Based Platform for Comprehensive Profiling of GPCR Signaling and Pharmacology-Enabling Drug Discovery**

*Laurent Sabbagh, PhD, Scientific Director, Domain Therapeutics*

The 3rd-generation bioSens-All platform combines BRET-based biosensors that are highly adaptable to the needs of discovery projects for small molecules, peptides, and antibodies. The platform has been successfully used internally to identify biased small molecule negative allosteric modulators for protease-activated receptor 2 (PAR2). In addition, the platform was used to develop assays for high-throughput screening for the challenging adhesion GPCR, ADGRE5.

**1:50 Application of Synthetic Libraries against Membrane Targets for Antibody Generation**

*Jeffrey Barker, PhD, Principal Research Scientist, AbbVie*

Discovery of biotherapeutics against challenging targets such as integral membrane proteins, membrane protein complexes, and heavily glycosylated surface proteins using display technologies remains a challenge. We have utilized therapeutic-ready phage- and yeast-display platforms expressing a diversity of formats to pan against both cells and virus-like particles. Using these novel reagents and protocols, we have managed to discover biotherapeutics to traditionally display "unfriendly" targets.



# Antibodies Against Membrane Protein Targets

New Strategies and Technologies to Accelerate the Development of Biotherapeutics Against Complex GPCR and Ion Channel Targets

OCTOBER 1-2, 2024

2:20 Sponsored Presentation (*Opportunity Available*)

2:50 In-Person Breakouts

## IN-PERSON BREAKOUT: Avoiding Roadblocks: Maneuvering the Challenges of Difficult Targets

Joseph Rucker, PhD, Vice President, Research and Development, Integral Molecular, Inc.

3:35 Grand Opening Refreshment Break in the Exhibit Hall with Poster Viewing and Best of Show Voting Begins

## 4:35 Leveraging Structural Biology to Address Discovery Challenges with Complex Membrane Proteins

Robbins Puthenveetil, PhD, Senior Scientist, AstraZeneca

Cryo-electron microscopy has revolutionized structural characterization of complex membrane proteins, leading to improved design of powerful biologics. With the advent of cryo-EM, significant strides made through structure-based drug design approaches have augmented the specificity and efficacy of therapeutic interventions. In this presentation, we will explore the obstacles encountered by a multi-pass transmembrane protein target, illustrating how cryo-EM can help overcome these challenges and instruct remediation of liabilities through protein engineering.

## 5:05 Engineering a New Class of Therapeutic Proteins with Antibody-Like Properties

Mahmoud Nasr, PhD, RPh, Assistant Professor, Medicine, Brigham and Women's Hospital, Harvard Medical School

We will introduce a new class of therapeutic proteins. Our newly engineered proteins offer great advantages over the conventional antibodies and nanobodies. We will discuss their properties, their production, and finally, show their use to target membrane proteins implicated in various diseases.

## 5:35 Biology-Based ML Model for Targeting GPCR-Biased Signaling Cascades

Aurelien Rizk, PhD, CSO & Co-Founder, InterAx Biotech AG

InterAx combines real-time cellular assays and mathematical pathway modelling to define novel pharmacodynamic parameters. These parameters quantify signaling and kinetic biases, allowing to (1) determine the optimal signaling profile for therapeutic efficacy and safety and (2) apply machine learning methods to efficiently select and optimize drugs. We will show how we use this approach to discover diabetes and obesity drugs that minimize nausea without compromising effectiveness.

6:05 Welcome Reception in the Exhibit Hall with Poster Viewing

7:05 Close of Day

WEDNESDAY, OCTOBER 2

7:30 am Registration Open and Morning Coffee

## MACHINE LEARNING FOR GPCR BIOTHERAPEUTICS

7:55 Chairperson's Remarks

Noel T. Pauli, PhD, Group Leader, Antibody Engineering, Adimab LLC

8:00 *De novo* Design and Engineering of Novel GLP1R Agonist Miniprotein

Ben Meinen, PhD, Head, Protein Design, AI Proteins

*De novo*-designed miniproteins represent a groundbreaking new modality, offering unprecedented flexibility in engineering biologics with an array of desirable features tailored for specific applications. We developed a novel GLP1R-agonist miniprotein designed *de novo* to exhibit improved biased signaling with a strong emphasis on G protein-coupled signaling, while significantly reducing  $\beta$ -arrestin signaling.

## 8:30 Rapid Screening for GPCR Active Ligands Using Machine Learning

Jianing Li, PhD, Assistant Professor, Medicinal Chemistry and Molecular Pharmacology, Purdue University

Molecules with bioactivity towards GPCRs represent a subset of the vast space of small drug-like molecules. Machine learning models, including dilated graph convolutional networks, have been created and validated for binary classification to quickly identify active molecules towards GPCRs. As proof of principle, the incorporation of our best model into a high-throughput virtual screening workflow is demonstrated for several class A and class B receptors.

## 9:00 GPCR-BERT: Interpreting Sequential Design of G Protein-Coupled Receptors Using Protein Language Models

Amir Barati Farimani, PhD, Associate Professor, Machine Learning, Carnegie Mellon University

We developed GPCR-BERT, a transformer-based model, to understand the sequential design of G protein-coupled receptors (GPCRs). By fine-tuning the model with prediction tasks on conserved motifs, we elucidated relationships between binding pocket residues and motifs. Attention weights and hidden states were analyzed to determine amino acid contributions. Embedding analysis over 3D structures revealed higher-order interactions within receptor conformations. GPCR-BERT demonstrates the potential of language models in therapeutic design.

9:30 Sponsored Presentation (*Opportunity Available*)

10:00 Coffee Break in the Exhibit Hall with Poster Viewing

## PLENARY KEYNOTE PROGRAM

10:50 Plenary Keynote Chairperson's Remarks

An-Dinh Nguyen, Team Lead, Discovery on Target, Cambridge Healthtech Institute



## 10:55 PLENARY KEYNOTE: Discovery of Transformative Rx to Treat Obesity and Related Diseases

Richard DiMarchi, PhD, Distinguished Professor of Chemistry and Chair, Biomolecular Sciences, Indiana University; former Executive, Lilly and Novo Research Labs

To address obesity, a medicinal challenge that warrants broad molecular diversity, we pioneered the pharmacological strategy of recruiting endogenous hormones to optimize physiological mechanisms. Our discovery of single-molecule, multi-mechanism incretins enabled breakthrough efficacy in lowering body weight. The integrated pharmacology of these endocrine proteins and nuclear hormones is providing a library of drug candidates that promises great clinical outcomes for obesity and associated diseases that have historically been intractable.



Cambridge Healthtech Institute's 12th Annual

# Antibodies Against Membrane Protein Targets

New Strategies and Technologies to Accelerate the Development of Biotherapeutics Against Complex GPCR and Ion Channel Targets

OCTOBER 1-2, 2024

---



## 11:40 PLENARY KEYNOTE: Fragment-Based Drug Discovery for Elusive Cancer Targets

*Stephen W. Fesik, PhD, Professor of Biochemistry, Pharmacology & Chemistry; Orrin H. Ingram II Chair in Cancer Research, Vanderbilt University*

The most highly validated cancer targets (KRAS, MYC, and WNT) affecting the majority of cancers are thought to be impossible to drug. Using fragment-based methods that I pioneered over 25 years ago, we have discovered mutant selective and pan KRAS inhibitors, potent inhibitors of the MYC cofactor WDR5, and degraders of b-catenin in the WNT pathway. These novel inhibitors/degraders should have a tremendous impact on cancer treatment in the future.

**12:25 pm Close of Antibodies Against Membrane Protein Targets Conference**



# Cancer Antibodies

Engineering, Targeting, and Efficacy: Optimizing Antibodies for Clinical Success  
OCTOBER 2-3, 2024

WEDNESDAY, OCTOBER 2

## PLENARY KEYNOTE PROGRAM

### 10:50 am Plenary Keynote Chairperson's Remarks

An-Dinh Nguyen, Team Lead, Discovery on Target, Cambridge Healthtech Institute



### 10:55 PLENARY KEYNOTE: Discovery of Transformative Rx to Treat Obesity and Related Diseases

Richard DiMarchi, PhD, Distinguished Professor of Chemistry and Chair, Biomolecular Sciences, Indiana University; former Executive, Lilly and Novo Research Labs

To address obesity, a medicinal challenge that warrants broad molecular diversity, we pioneered the pharmacological strategy of recruiting endogenous hormones to optimize physiological mechanisms. Our discovery of single-molecule, multi-mechanism incretins enabled breakthrough efficacy in lowering body weight. The integrated pharmacology of these endocrine proteins and nuclear hormones is providing a library of drug candidates that promises great clinical outcomes for obesity and associated diseases that have historically been intractable.



### 11:40 PLENARY KEYNOTE: Fragment-Based Drug Discovery for Elusive Cancer Targets

Stephen W. Fesik, PhD, Professor of Biochemistry, Pharmacology & Chemistry; Orrin H. Ingram II Chair in Cancer Research, Vanderbilt University

The most highly validated cancer targets (KRAS, MYC, and WNT) affecting the majority of cancers are thought to be impossible to drug. Using fragment-based methods that I pioneered over 25 years ago, we have discovered mutant selective and pan KRAS inhibitors, potent inhibitors of the MYC cofactor WDR5, and degraders of b-catenin in the WNT pathway. These novel inhibitors/degraders should have a tremendous impact on cancer treatment in the future.

### 12:25 pm Enjoy Lunch on Your Own

## ENGINEERING ANTIBODIES FOR PRECISION IO

### 1:45 Welcome Remarks

### 1:50 Chairperson's Opening Remarks

Anjali Shenoy, PhD, Post Doctoral Researcher, Molecular Biology & Immunology, John Hopkins University

### 1:55 Selective Targeting of Oncogenic Hotspot Mutations of the HER2 Extracellular Region

Injin Bang, PhD, Postdoctoral Researcher, Infectious Diseases & Immunology, New York University

We developed antibodies exquisitely selective to HER2 S310F/Y, two of the most common oncogenic mutations in the HER2 extracellular region. Cryo-EM structures reveal that these antibodies mimic the dimerization arm of HER and inhibit dimerization. As T cell engagers, they selectively killed a HER2 S310F-driven cancer cell line *in vitro* and in a mouse xenograft model. Overall, these antibodies appear to be promising candidates for clinical development.

### 2:25 A Robust Heterodimeric Fc Platform Engineered for Efficient Development of Bispecific Antibodies of Multiple Formats

John R. Desjarlais, PhD, CSO, Xencor

Xencor has developed a robust bispecific antibody platform based on a novel set of Fc domain substitutions that promote high heterodimer yield and facile purification. We'll discuss application of this platform to the development of classic CD3 bispecific antibodies and CD28 costimulatory bispecifics. The XmAb 2+1 format—enabling bivalent targeting of a tumor-associated antigen and monovalent engagement of CD3—promotes higher tumor/normal selectivity with growing clinical validation.

### 2:55 Sponsored Presentation (Opportunity Available)

### 3:25 Refreshment Break in the Exhibit Hall with Poster Viewing

### 4:15 Engineering a Novel IL-2-Based Immunocytokine with Enhanced Effector and Memory Function

Anjali Shenoy, PhD, Post Doctoral Researcher, Molecular Biology & Immunology, John Hopkins University

We have previously developed therapeutic immunocytokines (IC) which link interleukin-2 (IL-2) to anti-cytokine antibodies that bias IL-2 towards potentiating immune effector cells and promote tumor clearance. Here, we engineered a novel immunocytokine which replaces IL-2 with a variant that elicits memory-biased immune responses. The resulting molecule induces both effector cell responses for tumor elimination and memory responses to prevent cancer recurrence, representing a powerful new strategy for cancer treatment.

### 4:45 Optimizing Delivery and Half-Life of Small Antibodies

Vince Kelly, PhD, Graduate Research Assistant, Biochemistry, University of Illinois

Here, we demonstrate that rational swapping of surface-exposed cationic residues with anionic residues, in combination with fusion to a homotrimeric peptide domain, significantly extends half-life and delays renal filtration of single-domain antibodies. Further, we combine these modifications with FcRn-binding peptide fusions to facilitate transmembrane transport in a mouse model. These rational modifications may improve the suitability of nanobodies for use as therapeutics, particularly in combination with alternative delivery systems.

### 5:15 Dinner Short Course Registration\*

\*Premium Pricing or separate registration required. See Short Courses page for details.

### 5:15 Diversity Discussion (Sponsorship Opportunity Available)

#### IN-PERSON DISCUSSION: Fostering Diversity through Mentoring

Naytia Byrd, Manager, Human Resources, Ovid Therapeutics Inc.

Saudat Fadeyi, PhD, MBA, Director, Business Development, Ovid Therapeutics

Fred Manby, DPhil, Co-Founder & CTO, Iambic Therapeutics

Joel Omage, Research Scientist II, CVM Disease Area, Novartis Institutes for Biomedical Research, Inc.

Andrew Zhang, PhD, Director, Chemical Biology, AstraZeneca

Topics for discussion will include, but certainly not be limited to:

- How to increase awareness and address hidden barriers and biases in life sciences
- How to motivate early-career scientists to seek out mentors and resources
- How to convince senior leadership to take time for coaching the next generation of leaders and support DEI initiatives
- How to create simple and impactful opportunities for mentors and mentees to connect and collaborate

### 6:00 Dinner Short Courses\*

\*Premium Pricing or separate registration required. See Short Courses page for details.





# Cancer Antibodies

Engineering, Targeting, and Efficacy: Optimizing Antibodies for Clinical Success  
OCTOBER 2-3, 2024

8:30 Close of Day

THURSDAY, OCTOBER 3

7:30 am Registration Open and Morning Coffee

## ENGINEERING ANTIBODIES FOR PRECISION IO

### 8:00 Chairperson's Remarks

Francis Gaudreault, PhD, Research Officer, Human Health Therapeutics, National Research Council Canada

### 8:05 Maleimides in Site-Specific Antibody Conjugations Creating Two Carbon-Carbon Bonds Using an Enzyme and a 100-Year-Old Reaction

Thomas Nittoli, PhD, Senior Director, Therapeutic Proteins, R&D Chemistry, Regeneron Pharmaceuticals, Inc.

We present a two-step sequential conjugation approach that marries the site specificity of the bacterial transglutaminase (TG) reaction with the robustness of Diels-Alder (DA) chemistry to generate stable antibody conjugates. In addition, we show strong potency of antibody conjugates, prepared via TG-DA chemistry, in both cell-based assays and a mouse model. Overall, our conjugation approach is site specific, versatile, and stable.

## FROM SEQUENCING TO STRUCTURE: CUTTING-EDGE COMPUTATIONAL TOOLS

### 8:50 Rapid Discovery of High-Affinity Antibodies via Massively Parallel Sequencing, Ribosome Display, and Affinity Screening

Christopher Wassif, PhD, Director, Molecular Engineering & Antibody Technologies, AstraZeneca

This presentation will focus on the convergence of a new high-throughput antibody discovery platform capable of screening 100s of millions of antibodies with machine learning to accelerate the full discovery process. This work is resulting in the identification of high-affinity, developable modalities fit for therapeutic use in accelerated time frames, while generating significant amounts of data and further refining our algorithms and models.

### 9:20 Structural Basis of Antibody Conformation and Stability Modulation by Framework Somatic Hypermutation

Zizhang Sheng, PhD, Research Scientist, Mortimer B. Zuckerman Mind Brain Behavior Institute, Columbia University

Accumulation of somatic hypermutation (SHM) is the primary mechanism to enhance the binding affinity of antibodies to antigens *in vivo*. Here, we built a high-throughput structural bioinformatics pipeline to study the effects of SHMs on antibody conformation, flexibility, stability, and affinity. Our study revealed a common mechanism of antibody conformation and stability modulation by framework mutations and epistatic effects between framework SHMs.



### 9:50 KEYNOTE PRESENTATION: Antibody-Antigen Structure Prediction from Deep Learning-Generated Models

Francis Gaudreault, PhD, Research Officer, Human Health Therapeutics, National Research Council Canada

The prediction of the structure of antibody-antigen complexes *in silico* would provide a lot of value for medical applications. Recent deep learning technologies have enabled the production of antibody models with significantly better quality than traditional tools. We evaluated

if such quality is sufficient for successful antibody-antigen structure prediction, using traditional molecular docking tools that normally fall short in real applications where the antibody structure is unknown.

### 10:20 In-Person Breakouts

#### 11:05 Coffee Break in the Exhibit Hall with Poster Viewing and Best of Show Awards Announced

#### 11:45 Antibody Mutations Favoring pH-Dependent Binding in Solid Tumor Microenvironments: Insights from Large-Scale Structure-Based Calculations

Wanlei Wei, PhD, Research Associate, Computer-Aided Drug Discovery, National Research Council Canada

In recent years, engineering of pH-sensitive therapeutic antibodies has gained traction, for endosomal recycling and enhanced specificity in acidic solid-tumor microenvironments. While there is a need for pH-dependent immunotherapies, current engineering techniques are tedious and laborious, requiring repeated rounds of experiments under different pH conditions. Here, we developed a sequence-based method for engineering pH-dependent antibody binders, called SlpHAB, which could circumvent the lack of structural details.

## BRINGING TARGETED DELIVERY TO THE CLINIC

#### 12:15 pm Harnessing Modular E3 Ligase and Cytokine Receptor Targeting Chimeras to Degrade Cell-Surface and Extracellular Proteins

Josef Gramespacher, PhD, Co-Founder, EpiBiologics

By ablating all disease-associated functions of a given protein at once, targeted protein degradation has emerged as a promising therapeutic strategy to overcome limitations of traditional occupancy-based inhibitors. To this end, at EpiBiologics we are developing antibody-based PROTACs (AbTACs) and cytokine receptor-targeting chimeras (KineTACs). These are fully recombinant and modular bispecific antibodies capable of recruiting membrane-bound E3 ligases or cytokine receptors to mediate degradation of cell-surface and extracellular proteins.

#### 12:45 Sponsored Presentation (Opportunity Available)

#### 1:15 Transition to Lunch

#### 1:20 Luncheon Presentation (Sponsorship Opportunity Available) or Enjoy Lunch on Your Own

#### 1:50 Dessert Break in the Exhibit Hall with Last Chance for Poster Viewing

## BRINGING TARGETED DELIVERY TO THE CLINIC (CONT.)

### 2:30 Chairperson's Remarks

John R. Desjarlais, PhD, CSO, Xencor

#### 2:35 Delivery of a Therapeutic Bispecific T Cell Engager Using a pH-Sensitive Nanoparticle Platform

Tian Zhao, PhD, Vice President, R&D, OncoNano Medicine

Spatially and temporally precise delivery of therapeutic macromolecules—such as bispecific T cell engagers—to tumors, while avoiding systemic toxicity, remains a challenge in transforming cancer treatment. OncoNano is developing the ON-BOARD ultra-pH sensitive micelle delivery platform



# Cancer Antibodies

Engineering, Targeting, and Efficacy: Optimizing Antibodies for Clinical Success  
OCTOBER 2-3, 2024

---

to surmount these constraints. Herein, we report the efficacious masked delivery of a bispecific T cell engager to tumors in mice using ON-BOARD, demonstrating an improved safety profile and potential for clinical translation.

### 3:05 Tumor-Activated, Fc-Enhanced CTLA-4 Antibody XTX101 Demonstrated Potent Tumor-Growth Inhibition and Tumor-Selective Pharmacodynamics *in Vivo*

*Kurt Jenkins, PhD, Director, Xilio Therapeutics*

The clinical benefit of CTLA-4 blocking antibodies has been well established but treatment-related toxicities remain a limiting factor. XTX101 is an investigational tumor-activated, Fc-enhanced, high affinity binding anti-CTLA-4 monoclonal antibody designed to maximize activity in the tumor microenvironment and improve tolerability compared with systemically active anti-CTLA-4 antibodies. This talk will cover design and preclinical characterization of XTX101, including demonstration of tumor regressions and tumor-specific pharmacodynamic changes *in vivo*.

### 3:35 Discovery and Development of DYP688

*John W. Blankenship, PhD, Executive Director and Head, Biologics Discovery and Automation, Novartis Biomedical Research*

GNAQ/11 mutations occur in up to 95% of uveal melanomas and are considered genetic drivers of the disease. PMEL17 (gp100) is a melanocytic lineage gene that is highly and broadly expressed in melanomas. DYP688 is a novel antibody-drug conjugate that binds to PMEL17 on target cells to deliver the payload SDZ475, a targeted inhibitor of Gq/11 oncogenic signaling. Preclinical and early clinical development of DYP688 will be discussed.

### 4:05 PANEL DISCUSSION: Delivering Cancer Antibodies to the Clinic

*Moderator: John W. Blankenship, PhD, Executive Director and Head, Biologics Discovery and Automation, Novartis Biomedical Research*

*Panelists:*

*Josef Gramespacher, PhD, Co-Founder, EpiBiologics*

*Kurt Jenkins, PhD, Director, Xilio Therapeutics*

*Tian Zhao, PhD, Vice President, R&D, OncoNano Medicine*

### 4:35 Close of Conference



# Small Molecules Targeting RNA

Identifying New Small Molecule Modalities and RNA Moieties for Therapeutic Intervention | OCTOBER 1-2, 2024

TUESDAY, OCTOBER 1

7:00 am Registration Open and Morning Coffee

## CHEMICAL BIOLOGY STRATEGIES FOR MODULATING RNA

7:55 Welcome Remarks

8:00 Chairperson's Remarks

*Ken Hsu, PhD, Stephen F. and Fay Evans Martin Endowed Associate Professor, Department of Chemistry, The University of Texas at Austin*

8:05 Strategies to Modulate the Conformation and Function of RNA with Small Molecules

*Amanda Hargrove, PhD, Professor, Department of Chemistry, Duke University*

The Hargrove Lab leverages fundamental discoveries of the drivers of small molecule : RNA recognition to develop new strategies for RNA targeting. These methods account for differences in RNA chemical and conformational space to yield functional RNA-targeting small molecules and allow rational optimization without high-resolution structure.

8:35 Chemical Approaches to Study and Target Post-transcriptional RNA Regulatory Mechanisms

*Ralph Kleiner, PhD, Assistant Professor, Department of Chemistry, Princeton University*

The Kleiner lab develops chemical approaches to study RNA modifying enzymes and RNA-protein interactions. Here we will describe RNA-mediated activity-based protein profiling (RNABPP), a chemoproteomic strategy for profiling and inhibiting RNA modifying enzymes using mechanism-based modified nucleotide probes. We will also discuss TRIBE-ID, an RNA editing-based platform for studying RNA-protein interactions with temporal resolution.

9:05 Targeted Post-Translational Lysine Acetylation Modulates Viral RNA-Host Protein Interactions

*Mikail Abbasov, PhD, Assistant Professor, Chemistry and Chemical Biology, Cornell University*

The Abbasov laboratory exploits reactivity of lysines at RNA-protein interaction interfaces by leveraging activity-based proteomics and lysine-reactive natural products and small molecules. We developed activity-based acylome profiling, a chemoproteomic strategy that exploits elaborate acylating agents and lysine-centric probes for site-specific introduction and proteome-wide mapping of posttranslational lysine acylations in live cells. We identified paralog-selective chemical probes that acetylate lysines in interferon-stimulated antiviral RNA-binding proteins, generating proteoforms with obstructed RNA interactions.

9:35 Networking Coffee Break

10:05 Covalent Targeting of Disease-Relevant RNA-Binding Proteins

*Brahma Ghosh, PhD, Senior Principal Scientist & Head, Chemical Biology, Global Discovery Chemistry, Johnson & Johnson*

Here, I will present our efforts that led to the identification of covalent ligands that alter RNA-protein complexes in human cells. The talk will focus on the discovery of novel chemotypes that stereo-selectively i) engage the RNA-binding protein NONO to decrease the expression of transcripts encoding the androgen receptor and its splice variants in prostate cancer cells, and ii) those that functionally remodel the spliceosome to perturb mRNA splicing.

10:35 PANEL DISCUSSION: Finding the Right Tools and Assays to Study RNA Structure and Function

*Moderator: Ken Hsu, PhD, Stephen F. and Fay Evans Martin Endowed Associate Professor, Department of Chemistry, The University of Texas at Austin*

*Panelists:*

*Mikail Abbasov, PhD, Assistant Professor, Chemistry and Chemical Biology, Cornell University*

*Brahma Ghosh, PhD, Senior Principal Scientist & Head, Chemical Biology, Global Discovery Chemistry, Johnson & Johnson*

*Amanda Hargrove, PhD, Professor, Department of Chemistry, Duke University*

*Ralph Kleiner, PhD, Assistant Professor, Department of Chemistry, Princeton University*

11:35 Sponsored Presentation (Opportunity Available)

12:05 pm Transition to Lunch

12:10 Luncheon Presentation (Sponsorship Opportunity Available) or Enjoy Lunch on Your Own

12:40 Session Break

## AI FOR RNA DRUG DISCOVERY

1:15 Chairperson's Remarks

*Rabia Khan, PhD, MBA, CEO, Serna Bio*

1:20 Mapping the Druggable Transcriptome – Exploring the Intersection of AI, the Human Genome, and Drug Discovery

*Rabia Khan, PhD, MBA, CEO, Serna Bio*

RNA represents the next frontier in drug discovery, yet the hunt for druggable, functional RNA structures in the human genome has only just begun. The tool kit to decipher the small molecule RNA interactions has yet to be developed. At Serna Bio, we have taken a data-first approach to develop the tools and data-sets of computationally learn the rules that govern productive RNA-small molecule binding.

1:50 LightON mRNA: Anima's mRNA Lightning Brings AI to mRNA Biology

*Gal Gur, PhD, VP, Business Development, Anima Biotech*

Using high-content, high-throughput imaging, we have generated over 2 billion visualizations to train our mRNA image neural network to identify disease signatures. Our massively parallel automated mRNA lab tests thousands of molecules, identifying active ones that visually restore diseased cells to their healthy state. MOAi technology utilizes the mRNA knowledge graph, our LLM, and the Lightning co-pilot, rapidly pinpointing mechanisms of action and molecular targets, through a unified, scalable interface.

2:20 Presentation to be Announced

2:50 In-Person Breakouts

3:35 Grand Opening Refreshment Break in the Exhibit Hall with Poster Viewing and Best of Show Voting Begins





# Small Molecules Targeting RNA

Identifying New Small Molecule Modalities and RNA Moieties for  
Therapeutic Intervention | **OCTOBER 1-2, 2024**

## 4:35 Combining NMR Transverse Relaxation Times (T<sub>2</sub>) and Computational Chemistry to Target RNA

*Barak Akabayov, PhD, Professor, Department of Chemistry, Ben Gurion University of the Negev*

Using a unique combination of NMR and computational chemistry, we have developed novel antibacterial small molecules by targeting an RNA hairpin within the ribosomal PTC. The optimization models used a dataset of small molecules, and their docking scores were crucial in establishing design principles for new small molecules with improved bioactivity. We synthesized molecules, tested their ability to inhibit the ribosome, and demonstrated the binding mechanism to the RNA hairpin.

## 5:05 Developing RNA-Targeted Oral Small Molecules to Treat Incurable Diseases

*Chris M. Yates, Executive Director, Head, Medicinal Chemistry, Rgenta Therapeutics*

Rgenta Therapeutics is leveraging our proprietary, integrative RNA-targeting small molecule discovery platform to pioneer the development of first-in-class oral therapies. Rgenta is pursuing oncology and neurological disease targets, exemplified by the oncogenic transcription factor target c-MYB and the *PMS1* gene. *PMS1* is a key component of the DNA mismatch repair pathway, implicated in the pathological somatic trinucleotide repeat expansion observed in Huntington's Disease (HD) and other trinucleotide repeat expansion disorders.



## 5:35 Targeting Pre-mRNA with Small Molecules

*Marla Weetall, PhD, Senior Vice President, Pharmacology and Biomarkers, PTC Therapeutics*

## 6:05 Welcome Reception in the Exhibit Hall with Poster Viewing

## 7:05 Close of Day

**WEDNESDAY, OCTOBER 2**

## 7:30 am Registration Open and Morning Coffee

## EXPLOITING EMERGING RNA BIOLOGY

### 7:55 Chairperson's Remarks

*Donny Licatalosi, PhD, Head, RNA Biology, Takeda Pharmaceutical Company*

### 8:00 Pancreatic Cancer Cells Are Addicted to Expression of the PLAC8 mRNA, but Not the Encoded Protein

*Malte Buchholz, PhD, Head of Basic Research, Clinic for Gastroenterology, Philipps University Marburg*

The *PLAC8* gene is strongly ectopically expressed in pancreatic ductal adenocarcinoma (PDAC), and inhibition of *PLAC8* expression significantly impairs cell proliferation and viability. Surprisingly, the functional entity mediating the cell-intrinsic pro-tumorigenic effects is not the *PLAC8* protein, but instead the *PLAC8* mRNA itself. Functionally, the *PLAC8* mRNA, but not the protein, is centrally important for maintenance of genome integrity (and hence cell viability) via regulation of the MRN complex.

## 8:30 Targeting an Oncogenic Long Noncoding RNA with Small Molecule Compounds

*Tao Liu, PhD, Associate Professor and Research Group Leader, Gene Dysregulation Group, Children's Cancer Institute Australia, University of New South Wales*

We have identified a novel long noncoding RNA, *lncNB1*, as a critical driver of neuroblastoma progression in mouse models and identified the oncogenic RNA-binding protein *MSI2* as a functional partner binding protein of *lncNB1*. Small molecule compound library screening identified *SM2023* as an efficient inhibitor of *lncNB1* RNA and *MSI2* protein interaction. Treatment with *SM2023* blocked *lncNB1* and *MSI2* function and induced neuroblastoma cell growth inhibition and apoptosis.

## 9:00 Presentation to be Announced

## 9:30 Sponsored Presentation (Opportunity Available)

## 9:45 Sponsored Presentation (Opportunity Available)

## 10:00 Coffee Break in the Exhibit Hall with Poster Viewing

## PLENARY KEYNOTE PROGRAM

### 10:50 Plenary Keynote Chairperson's Remarks

*An-Dinh Nguyen, Team Lead, Discovery on Target, Cambridge Healthtech Institute*



### 10:55 PLENARY KEYNOTE: Discovery of Transformative Rx to Treat Obesity and Related Diseases

*Richard DiMarchi, PhD, Distinguished Professor of Chemistry and Chair, Biomolecular Sciences, Indiana University; former Executive, Lilly and Novo Research Labs*

To address obesity, a medicinal challenge that warrants broad molecular diversity, we pioneered the pharmacological strategy of recruiting endogenous hormones to optimize physiological mechanisms. Our discovery of single-molecule, multi-mechanism incretins enabled breakthrough efficacy in lowering body weight. The integrated pharmacology of these endocrine proteins and nuclear hormones is providing a library of drug candidates that promises great clinical outcomes for obesity and associated diseases that have historically been intractable.



### 11:40 PLENARY KEYNOTE: Fragment-Based Drug Discovery for Elusive Cancer Targets

*Stephen W. Fesik, PhD, Professor of Biochemistry, Pharmacology & Chemistry; Orrin H. Ingram II Chair in Cancer Research, Vanderbilt University*

The most highly validated cancer targets (*KRAS*, *MYC*, and *WNT*) affecting the majority of cancers are thought to be impossible to drug. Using fragment-based methods that I pioneered over 25 years ago, we have discovered mutant selective and pan *KRAS* inhibitors, potent inhibitors of the *MYC* cofactor *WDR5*, and degraders of *b-catenin* in the *WNT* pathway. These novel inhibitors/degraders should have a tremendous impact on cancer treatment in the future.

## 12:25 pm Close of Small Molecules Targeting RNA Conference



# Targeting Transcription Factors

## Innovative Chemistries and Assays for Increasing Druggability of Transcription Factors | OCTOBER 2-3, 2024

WEDNESDAY, OCTOBER 2

### PLENARY KEYNOTE PROGRAM

#### 10:50 am Plenary Keynote Chairperson's Remarks

An-Dinh Nguyen, Team Lead, Discovery on Target, Cambridge Healthtech Institute



#### 10:55 PLENARY KEYNOTE: Discovery of Transformative Rx to Treat Obesity and Related Diseases

Richard DiMarchi, PhD, Distinguished Professor of Chemistry and Chair, Biomolecular Sciences, Indiana University; former Executive, Lilly and Novo Research Labs

To address obesity, a medicinal challenge that warrants broad molecular diversity, we pioneered the pharmacological strategy of recruiting endogenous hormones to optimize physiological mechanisms. Our discovery of single-molecule, multi-mechanism incretins enabled breakthrough efficacy in lowering body weight. The integrated pharmacology of these endocrine proteins and nuclear hormones is providing a library of drug candidates that promises great clinical outcomes for obesity and associated diseases that have historically been intractable.



#### 11:40 PLENARY KEYNOTE: Fragment-Based Drug Discovery for Elusive Cancer Targets

Stephen W. Fesik, PhD, Professor of Biochemistry, Pharmacology & Chemistry; Orrin H. Ingram II Chair in Cancer Research, Vanderbilt University

The most highly validated cancer targets (KRAS, MYC, and WNT) affecting the majority of cancers are thought to be impossible to drug. Using fragment-based methods that I pioneered over 25 years ago, we have discovered mutant selective and pan KRAS inhibitors, potent inhibitors of the MYC cofactor WDR5, and degraders of b-catenin in the WNT pathway. These novel inhibitors/degraders should have a tremendous impact on cancer treatment in the future.

#### 12:25 pm Enjoy Lunch on Your Own

#### 1:45 Welcome Remarks

### TRANSCRIPTIONAL CROSSTALK

#### 1:50 Chairperson's Remarks

Asad Taherbhoy, PhD, Director, Drug Discovery, Foghorn Therapeutics



#### 1:55 FEATURED PRESENTATION: Biochemical and Functional Interplay Between Cancer-associated mSWI/SNF Chromatin Remodeling Complexes and Transcription Factors

Cigall Kadoch, PhD, Associate Professor, Pediatric Oncology, Dana-Farber Cancer Institute/Harvard Medical School; Scientific Founder, Foghorn Therapeutics

ATP-dependent chromatin remodeling complexes are multi-component molecular machines that govern genomic accessibility and gene expression and are among the most frequently implicated cellular entities in human cancer. This presentation highlights biochemical and structural advances that have enabled the mechanistic understanding of mSWI/SNF complex activities in normal and disease states, opening new opportunities for therapeutic intervention.



#### 2:25 FEATURED PRESENTATION: An 'Omics Approach to Drug Discovery'

Liron Bar-Peled, PhD, Associate Professor, Medicine, Harvard Medical School and Massachusetts General Hospital Cancer Center

How different oncogenic contexts influence cysteine targeting remains unknown. To address this question, we have developed DrugMap, an atlas of cysteine ligandability compiled across 416 cancer cell lines. Leveraging these findings, we identify actionable cysteines in SOX10 and develop corresponding covalent ligands. We demonstrate the SOX10 ligand increases SOX10-SOX10 interactions and disrupts melanoma transcriptional signaling. Our findings illustrate the use of covalent probes to disrupt oncogenic transcription factor activity.

#### 2:55 Sponsored Presentation (Opportunity Available)

#### 3:25 Refreshment Break in the Exhibit Hall with Poster Viewing

### EMERGING TRANSCRIPTIONAL MODULATORS

#### 4:15 Innovative Strategies to Develop Pathway-Biased Small Molecule Transcriptional Modulators

Nava Krishnan, PhD, Associate Research Fellow, Primary Pharmacology Group, Pfizer Inc.

Transcriptional regulators are promising but challenging targets for drug discovery and development. Dynamic conformational changes, a high degree of intrinsic disorder in structure, and multiple binding partners pose challenges to identify functional binders. In addition, transcriptional modulators could regulate several downstream pathways by controlling gene expression. Here, I will discuss multiple strategies taken to identify pathway-specific biased modulators to impact a specific signaling pathway.

#### 4:45 WDR5 WIN Site Inhibitors for Cancer Therapy

William Tansey, PhD, Ingram Professor of Cancer Research, Professor of Cell & Development Biology, Vanderbilt University

WDR5 is a co-factor for MYC oncoprotein transcription factors and an auspicious target for anti-cancer drug development. We have discovered small molecule inhibitors of the "WIN" site of WDR5 that are highly potent, orally bioavailable, and active against multiple cancer types in preclinical studies. I will discuss our recent efforts to define the optimal strategies for implementation of WIN site inhibitors for the future treatment of solid and hematologic malignancies.

#### 5:15 Dinner Short Course Registration\*

\*Premium Pricing or separate registration required. See Short Courses page for details.

#### 5:15 Diversity Discussion (Sponsorship Opportunity Available)

#### IN-PERSON DISCUSSION: Fostering Diversity through Mentoring

Naytia Byrd, Manager, Human Resources, Ovid Therapeutics Inc.

Saudat Fadeyi, PhD, MBA, Director, Business Development, Ovid Therapeutics

Fred Manby, DPhil, Co-Founder & CTO, Iambic Therapeutics

Joel Omage, Research Scientist II, CVM Disease Area, Novartis Institutes for Biomedical Research, Inc.

Andrew Zhang, PhD, Director, Chemical Biology, AstraZeneca

Topics for discussion will include, but certainly not be limited to:

- How to increase awareness and address hidden barriers and biases in life sciences
- How to motivate early-career scientists to seek out mentors and resources



# Targeting Transcription Factors

## Innovative Chemistries and Assays for Increasing Druggability of Transcription Factors | OCTOBER 2-3, 2024

- How to convince senior leadership to take time for coaching the next generation of leaders and support DEI initiatives
- How to create simple and impactful opportunities for mentors and mentees to connect and collaborate

### 6:00 Dinner Short Courses\*

\*Premium Pricing or separate registration required. See Short Courses page for details.

### 8:30 Close of Day

## THURSDAY, OCTOBER 3

### 7:30 am Registration Open and Morning Coffee

## INSIGHTS FROM VENTURE CAPITALISTS

### 8:00 PANEL DISCUSSION: Trends in Drug Discovery

Moderator: Daniel A. Erlanson, PhD, Chief Innovation Officer, Innovation and Discovery, Frontier Medicines Corporation

Panelists:

Jernej Godec, PhD, Principal, Atlas Venture

Jenna Hebert, PhD, Senior Associate, RA Capital Management

Jamie Kasuboski, PhD, Partner, Luma Group

Jasmina Marjanovic, PhD, Partner, Takeda Ventures

Swetha Murali, PhD, Vice President, OMX Ventures

## CHEMOPROTEOMIC & COVALENT APPROACHES

### 8:45 Chairperson's Remarks

Alexander Federation, PhD, Co-Founder & CEO, Talus Bioscience

### 8:50 Discovery and Optimization of Transcription Factor Modulators Using Cell-Based, Functional Chemoproteomics

Alexander Federation, PhD, Co-Founder & CEO, Talus Bioscience

Previously "undruggable" transcription factors tend to fold and function properly only within native cellular environments. To address these targets, we developed TF-Scan, a live-cell assay that measures changes in TF DNA-binding activity after small molecule treatment. Using TF-Scan, we discovered covalent compounds capable of binding and inhibiting dozens of previously undruggable TFs. This was followed by rapid optimization of a lead brachyury inhibitor that blocks chordoma tumor growth *in vivo*.

### 9:20 In-Cell Ligand Discovery for Challenging Targets Using Alkyne-Bearing Electrophiles

Lynn McGregor, PhD, Senior Principal Scientist, Novartis BioMedical Research

For many difficult-to-drug targets, the milieu of the native cellular environment is critical to capturing the relevant biological state for ligand discovery. Alkyne-bearing electrophiles offer a flexible toolset for in-cell assay development, including both mass spectrometry (MS)-based and non-MS based approaches toward binder discovery for transcription factors and beyond.

### 9:50 ML-Guided Covalent Library Design Informed by Activity-Based Protein Profiling Accelerates Hit-ID in Lead-Like Space

Adam Schwaid, PhD, Director, Chemical Biology & Proteomics, Odyssey Therapeutics

Covalent molecules can target proteins once considered undruggable, sparking renewed interest in covalency. Odyssey has built a lead-like covalent library characterized by live-cell ABPP to determine binding and selectivity. These measurements inform ML models, guiding library expansion towards

a goldilocks range of reactivity to identify selective hits. Screening our library has led to the identification of ligands for 40% of the proteome, including functional ligands for undrugged transcription factors.

### 10:20 In-Person Breakouts

### 11:05 Coffee Break in the Exhibit Hall with Poster Viewing and Best of Show Awards Announced

## SCREENING APPROACHES

### 11:45 Screening DNA Binding Proteins with DNA Encoded Libraries

Christopher B. Phelps, PhD, Vice President and Head, Early Discovery, Nurix Therapeutics, Inc.

Transcription factors are historically a challenging target class to drug. Although DNA-encoded libraries (DEL) have become a staple for ligand discovery, transcription factors and other proteins that specifically bind DNA present distinct challenges for DEL technology. Nurix has developed a broadly applicable approach for applying affinity selection and informatic methods to transcription factors, and these methods have yielded tractable hits for the EWS-FLI1 fusion oncoprotein.

### 12:15 pm Small Molecule Inhibition of a TF-BAF Protein-Protein Interaction in Cancer

Asad Taherbhoy, PhD, Director, Drug Discovery, Foghorn Therapeutics

Transcription factors (TFs) make for compelling drug targets but have been historically hard to drug. In disease settings, TFs can hijack the BAF chromatin remodeling complex to open incorrect regions of the genome, promoting the diseased state. Here we highlight how Foghorn's transcription factor platform has been set up to understand TF-BAF interactions, develop various HTS assays, and find chemical matter for the disruption of protein-protein interactions.

### 12:45 Sponsored Presentation (Opportunity Available)

### 1:15 Transition to Lunch

### 1:20 Luncheon Presentation (Sponsorship Opportunity Available) or Enjoy Lunch on Your Own

### 1:50 Dessert Break in the Exhibit Hall with Last Chance for Poster Viewing

## DEGRADING TRANSCRIPTION FACTORS

### 2:30 Chairperson's Remarks

Kristy Stengel, PhD, Assistant Professor, Department of Cell Biology, Albert Einstein College of Medicine

### 2:35 Targeted Transcription Factor Degradation Reveals Therapeutic Vulnerabilities and Mechanisms of Regulation

Kristy Stengel, PhD, Assistant Professor, Department of Cell Biology, Albert Einstein College of Medicine

Transcription factors (TFs) are among the most frequently mutated and/or translocated genes in cancer, suggesting that a detailed understanding of their mechanism-of-action could better define disease etiology and help identify novel nodes for therapeutic intervention. Recently, our lab has employed novel degron technologies to rapidly degrade TF proteins. This technology, when combined with nascent transcript sequencing and multiomic readouts, allows us to identify direct mechanisms of TF action.



# Targeting Transcription Factors

## Innovative Chemistries and Assays for Increasing Druggability of Transcription Factors | [OCTOBER 2-3, 2024](#)

---

### **3:05 Discovery of Highly Potent, Selective, and Efficacious STAT3 PROTAC Degraders Capable of Achieving Long-Lasting Tumor Regression**

*Haibin Zhou, PhD, Associate Research Scientist, Laboratory of Dr. Shaomeng Wang, Department of Hematology & Oncology, University of Michigan*

STAT3 is a transcription factor and a promising therapeutic target for cancer and other human diseases. We have discovered a highly potent, selective, and efficacious STAT3 degrader UM-STAT3-1218. UM-STAT3-1218 is a highly promising STAT3 degrader for the treatment of human cancers and other human diseases in which STAT3 plays a key role.

### **3:35 Novel Heterobifunctional Modalities for Targeted Protein Degradation and Stabilization**

*H. Ümit Kaniskan, PhD, Associate Professor, Laboratory of Dr. Jian Jin, Department of Pharmacological Sciences, Icahn School of Medicine at Mt. Sinai*

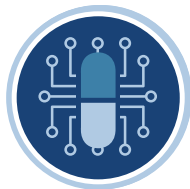
The Jian Jin Laboratory at Icahn School of Medicine at Mount Sinai is a leader in discovering novel degraders targeting oncogenic proteins and developing new technologies for advancing targeted protein degradation and stabilization. Our lab's recent progress will be presented featuring our latest studies such as Methyl-PROTAC, Z-PROTAC, and more.

### **4:05 Degradation of Nuclear Receptors for Oncology: AR Degradable HP518 and ER Degradable HP568**

*Wu Du, PhD, Senior Vice President, Department of Medicinal Chemistry, Hinova Pharmaceuticals, Inc.*

Hinova discovered highly potent and orally available AR degrader HP518 and ER-targeting degrader HP568. HP518 demonstrated an excellent preclinical profile and is currently in Phase I/II clinical trial. Thus far, HP518 has showed a satisfactory safety profile and encouraging efficacy signals in heavily pretreated prostate cancer patients. HP568 showed oral PK and preclinical efficacy superior to current leading AR degraders. Both compounds are promising best-in-class AR and ER degraders.

### **4:35 Close of Conference**



# AI/ML-Enabled Drug Discovery – Part 1

Leveraging GenAI to Improve Speed, Efficiency and Effectiveness

OCTOBER 1-2, 2024

TUESDAY, OCTOBER 1

7:00 am Registration Open and Morning Coffee

## AI FOR DRUG DESIGN & OPTIMIZATION

7:55 Welcome Remarks

8:00 Chairperson's Remarks

*Fred Manby, DPhil, Co-Founder & CTO, Iambic Therapeutics*

**8:05 AI and Lab Automation to Move from Launch to IND in Two Years: Discovering IAM1363, a Pan-Mutant, Brain-Penetrant HER2 Inhibitor**

*Fred Manby, DPhil, Co-Founder & CTO, Iambic Therapeutics*

I'll describe the main elements of our AI-driven experimental platform (including models like NeuralPLexer for structure prediction, and plate-based experimentation for closed-loop exploration and data generation). As an example of how these technologies have been effectively brought to bear in discovery projects at Iambic, I'll talk through our lead program, which went from launch to IND in 24 months, and is now being studied in a Phase 1 clinical trial.

**8:35 Leveraging ML- and Physics-Based Methods for Design, Optimization, and Acceleration of the Development of Antibody Agonists**

*Jean-Christophe Hus, PhD, Senior Director, Informatics, Diagonal Therapeutics*

The DIAGONAL platform, a cutting-edge integration of ML and physics-based methodologies overcomes technical limitations that hindered agonist antibody discovery in the past and allows for reproducible and reliable design of developable agonist antibodies against any multimeric receptor complex. We will illustrate the method by presenting the four case studies where the DIAGONAL platform helped us to design antibody agonists targeting four structurally distinct receptor complexes with a 100% success rate.

**9:05 A Compendium of Kinase Anti-Targets Associated with Adverse Events Mined from Toxicity Data**

*Rayees Rahman, PhD, Co-Founder & CEO, Harmonic Discovery*

Kinase inhibitors are a successful category of therapeutics used in treating a wide variety of disease. Despite their efficacy, these drugs often present clinically relevant adverse events that can limit their therapeutic utility. To improve modeling of kinase inhibitor toxicity in patients, we extensively mined both literature and publicly available toxicity data to develop the Kinase Anti-Targets Compendium, a database of kinases statistically associated with specific toxicities.

9:35 Networking Coffee Break

**10:05 Foundation Models Require Significantly Less Bioactivity Data to Discover Potent and Selective Ligands for a New Target**

*Jason Rolfe, PhD, Co-Founder & CTO, Variational AI*

Generative AI foundation models trained on enormous datasets achieve human-level performance in domains like natural language. A complementary approach to small-molecule drug discovery is hampered because the hundreds of millions of available bioactivity measurements are noisy and inconsistently collected. We overcome these difficulties and construct a small-molecule foundation model that yields high-accuracy predictions and discovers potent and selective ligands on targets with orders of magnitude less bioactivity data.

**10:35 Has Generative AI Had an Impact on Small Molecule Design?**

*Alba Macias, PhD, Director, Drug Design, Exscientia Inc.*

We present Exscientia's approach to drug discovery and the important role of generative small molecule design in the process. The discovery of a novel LSD1 inhibitor and a successful proof-of-concept study leading to the discovery of novel, bispecific anti-malaria agents are presented as applications of generative design.

**11:05 Has AI/ML Significantly Impacted Drug Design & Optimization: Discussion With Session Speakers**

11:35 Presentation to be Announced

12:05 pm Transition to Lunch

12:10 Luncheon Presentation (*Sponsorship Opportunity Available*) or Enjoy Lunch on Your Own

12:40 Session Break

## AI FOR RNA DRUG DISCOVERY

1:15 Chairperson's Remarks

*Rabia Khan, PhD, MBA, CEO, Serna Bio*

**1:20 Mapping the Druggable Transcriptome – Exploring the Intersection of AI, the Human Genome, and Drug Discovery**

*Rabia Khan, PhD, MBA, CEO, Serna Bio*

RNA represents the next frontier in drug discovery, yet the hunt for druggable, functional RNA structures in the human genome has only just begun. The tool kit to decipher the small molecule RNA interactions has yet to be developed. At Serna Bio, we have taken a data-first approach to develop the tools and data-sets of computationally learn the rules that govern productive RNA-small molecule binding.

**1:50 LightON mRNA: Anima's mRNA Lightning Brings AI to mRNA Biology**

*Gal Gur, PhD, VP, Business Development, Anima Biotech*

Using high-content, high-throughput imaging, we have generated over 2 billion visualizations to train our mRNA image neural network to identify disease signatures. Our massively parallel automated mRNA lab tests thousands of molecules, identifying active ones that visually restore diseased cells to their healthy state. MOAi technology utilizes the mRNA knowledge graph, our LLM, and the Lightning co-pilot, rapidly pinpointing mechanisms of action and molecular targets, through a unified, scalable interface.

2:20 Presentation to be Announced

2:50 In-Person Breakouts

3:35 Grand Opening Refreshment Break in the Exhibit Hall with Poster Viewing and Best of Show Voting Begins

## AI MODELS HELPING TRANSLATIONAL RESEARCH

4:30 Chairperson's Remarks

*Yuan Wang, PhD, Head of Research Analytics, UCB Pharma*

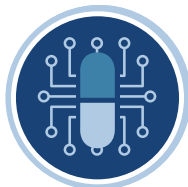
**4:35 Computational Evaluation of Human-Relevant *in vitro* Disease Models Enables Phenotype Differentiation**

*Yuan Wang, PhD, Head of Research Analytics, UCB Pharma*

Early translational studies using human-relevant *in vitro* models can help our understanding of disease pathobiology by simulating hallmark phenotypes in patients. To study these phenotypes, we have developed both 2D and 3D *in vitro*







# AI/ML-Enabled Drug Discovery – Part 1

Leveraging GenAI to Improve Speed, Efficiency and Effectiveness

OCTOBER 1-2, 2024

*in vitro* human models using iPSC-derived cardiomyocytes. We have analyzed the behavior of these models using computational methods like signal processing and computer vision. We will present promising results from this analysis as well as potential caveats.

## 5:05 Generative AI for Toxicology and Drug Safety

Weida Tong, PhD, Director, Division of Bioinformatics & Biostatistics, National Center for Toxicological Research, US FDA

This presentation will showcase examples from FDA projects in Generative AI, focusing on its application using Generative Adversarial Networks (GANs) in predictive toxicology, translational toxicology, and drug safety assessment. Specifically, these projects apply GANs to: (1) Learn from existing animal study data to generate animal study results without conducting actual experiments; (2) Generate toxicogenomics data based solely on experimental design; and (3) Translate findings from one organ to another.

## 5:35 AI Methods to Integrate Multi-modal Omics, Spatial and Single Cell Profiling to Identify Gene Regulatory Programs

Arvind Rao, PhD, Associate Professor, Department of Computational Medicine and Bioinformatics, University of Michigan

Spatial profiling technologies coupled with non-spatial profiling like scRNAseq have the potential to enable a multi-factorial, multi-modal characterization of the tissue microenvironment. Advances in statistics and ML can aid interpretation and integration with companion data like bulk and singlecell genomics. I will discuss analysis paradigms from machine learning that can be used to integrate and then prioritize gene regulatory programs underlying oncogenesis (as well as therapeutic candidates) using case studies.

## 6:05 Welcome Reception in the Exhibit Hall with Poster Viewing

## 7:05 Close of Day

### WEDNESDAY, OCTOBER 2

## 7:30 am Registration Open and Morning Coffee

## 7:55 Chairperson's Remarks

Woody Sherman, PhD, CIO, Psivant Therapeutics

## 8:00 FEATURED PRESENTATION: Grand Challenges for Computers in Drug Discovery

Woody Sherman, PhD, CIO, Psivant Therapeutics

We present a set of grand challenges for computational tools in small molecule drug discovery. This unifying framework will enable the community to more readily evaluate the effectiveness of computational methods that have the potential to aid in the discovery of novel therapeutics. Insights presented here stem from experts that span drug hunters, method developers, and thought leaders in addition to lessons learned from our internal drug discovery efforts.

## 9:00 Computationally Augmented Total Synthesis

Timothy Newhouse, PhD, Associate Professor, Department of Chemistry, Yale University

Efficient syntheses of complex small molecules often involve speculative experimental approaches. The challenge of such plans is that experimental evaluation of high-risk strategies is resource intensive, as it entails iterative attempts at unsuccessful strategies. This presentation describes a complementary strategy that combines creative human-generated synthetic plans with robust computational prediction of synthetic feasibility. This work defines how machine learning models can drive complex molecule synthesis.

## 9:30 Sponsored Presentation (Opportunity Available)

## 10:00 Coffee Break in the Exhibit Hall with Poster Viewing

## PLENARY KEYNOTE PROGRAM

## 10:50 Plenary Keynote Chairperson's Remarks

An-Dinh Nguyen, Team Lead, Discovery on Target, Cambridge Healthtech Institute



## 10:55 PLENARY KEYNOTE: Discovery of Transformative Rx to Treat Obesity and Related Diseases

Richard DiMarchi, PhD, Distinguished Professor of Chemistry and Chair, Biomolecular Sciences, Indiana University; former Executive, Lilly and Novo Research Labs

To address obesity, a medicinal challenge that warrants broad molecular diversity, we pioneered the pharmacological strategy of recruiting endogenous hormones to optimize physiological mechanisms. Our discovery of single-molecule, multi-mechanism incretins enabled breakthrough efficacy in lowering body weight. The integrated pharmacology of these endocrine proteins and nuclear hormones is providing a library of drug candidates that promises great clinical outcomes for obesity and associated diseases that have historically been intractable.

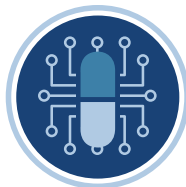


## 11:40 PLENARY KEYNOTE: Fragment-Based Drug Discovery for Elusive Cancer Targets

Stephen W. Fesik, PhD, Professor of Biochemistry, Pharmacology & Chemistry; Orrin H. Ingram II Chair in Cancer Research, Vanderbilt University

The most highly validated cancer targets (KRAS, MYC, and WNT) affecting the majority of cancers are thought to be impossible to drug. Using fragment-based methods that I pioneered over 25 years ago, we have discovered mutant selective and pan KRAS inhibitors, potent inhibitors of the MYC cofactor WDR5, and degraders of b-catenin in the WNT pathway. These novel inhibitors/degraders should have a tremendous impact on cancer treatment in the future.

## 12:25 pm Close of AI/ML-Enabled Drug Discovery – Part 1 Conference



# AI/ML-Enabled Drug Discovery – Part 2

AI/ML for Identifying Novel Targets, Leads and Predicting Therapeutic Efficacy  
OCTOBER 2-3, 2024

WEDNESDAY, OCTOBER 2

## PLENARY KEYNOTE PROGRAM

### 10:50 am Plenary Keynote Chairperson's Remarks

An-Dinh Nguyen, Team Lead, Discovery on Target, Cambridge Healthtech Institute



#### 10:55 PLENARY KEYNOTE: Discovery of Transformative Rx to Treat Obesity and Related Diseases

Richard DiMarchi, PhD, Distinguished Professor of Chemistry and Chair, Biomolecular Sciences, Indiana University; former Executive, Lilly and Novo Research Labs

To address obesity, a medicinal challenge that warrants broad molecular diversity, we pioneered the pharmacological strategy of recruiting endogenous hormones to optimize physiological mechanisms. Our discovery of single-molecule, multi-mechanism incretins enabled breakthrough efficacy in lowering body weight. The integrated pharmacology of these endocrine proteins and nuclear hormones is providing a library of drug candidates that promises great clinical outcomes for obesity and associated diseases that have historically been intractable.



#### 11:40 PLENARY KEYNOTE: Fragment-Based Drug Discovery for Elusive Cancer Targets

Stephen W. Fesik, PhD, Professor of Biochemistry, Pharmacology & Chemistry; Orrin H. Ingram II Chair in Cancer Research, Vanderbilt University

The most highly validated cancer targets (KRAS, MYC, and WNT) affecting the majority of cancers are thought to be impossible to drug. Using fragment-based methods that I pioneered over 25 years ago, we have discovered mutant selective and pan KRAS inhibitors, potent inhibitors of the MYC cofactor WDR5, and degraders of b-catenin in the WNT pathway. These novel inhibitors/degraders should have a tremendous impact on cancer treatment in the future.

### 12:25 pm Enjoy Lunch on Your Own

## AI/ML FOR PROPERTY PREDICTIONS

### 1:45 Welcome Remarks

#### 1:50 Chairperson's Remarks

Sean Ekins, PhD, Founder & CEO, Collaborations Pharmaceuticals, Inc.

#### 1:55 Predicting Proteolysis-Targeting Chimeras' (PROTACs) ADME/Tox Properties

Sean Ekins, PhD, Founder & CEO, Collaborations Pharmaceuticals, Inc.

We have tested a small set of PROTACs against several human drug transporters *in vitro* as well as in zebrafish for their effects on embryo and larval mortality, morphology, embryo photomotor response, and larval photomotor response. We will report the preliminary outcomes of these combined assessments and discuss the implications for PROTACs development as well as how this data could be used for machine learning model generation and evaluation.

#### 2:25 Structure Prediction of Cyclic Peptides via Molecular Dynamics and Machine Learning

Yu-Shan Lin, PhD, Associate Professor, Chemistry, Tufts University

A major obstacle to cyclic peptide development is that little structural information is available, as most cyclic peptides adopt multiple conformations in solution. By combining molecular dynamics simulation and machine learning, we can now provide simulation-quality cyclic peptide structure predictions in seconds to enable structure-based design of cyclic peptides and an understanding of their sequence-activity relationships.

#### 2:55 Sponsored Presentation (Opportunity Available)

#### 3:25 Refreshment Break in the Exhibit Hall with Poster Viewing

#### 4:15 Data-Driven Optimization in Medicinal Chemistry

Barak Akabayov, PhD, Professor, Department of Chemistry, Ben Gurion University of the Negev

Data-driven drug design relies on computational optimization and chemoinformatics to identify molecular features and predict bioactivity. This involves collecting and preprocessing chemical datasets, identifying influential features, and using selected features to optimize molecular structures and improve bioactivity. By incorporating these steps in our process, we have generated new molecules with improved bioactivity for various targets, outperforming traditional methods in terms of speed and precision.

#### 4:45 DNA-Encoded Libraries for Machine Learning: Deep Data at Scale

Patrick McEnaney, PhD, Senior Scientist, High Throughput Chemistry, insitro

To build better models of small molecule binders to target proteins, high-quality training sets are essential. Leveraging DNA-encoded libraries (DELs) with billions of molecules, we utilize our selection technology to generate data with true negatives and accurately rank ordered true positive binders. We are working to utilize these large-scale data sets to enhance the predictive power of our small molecule protein binding models.

#### 5:15 Dinner Short Course Registration\*

\*Premium Pricing or separate registration required. See Short Courses page for details.

#### 5:15 Diversity Discussion (Sponsorship Opportunity Available)

##### IN-PERSON DISCUSSION: Fostering Diversity through Mentoring

Naytia Byrd, Manager, Human Resources, Ovid Therapeutics Inc.

Saudat Fadeyi, PhD, MBA, Director, Business Development, Ovid Therapeutics

Fred Manby, DPhil, Co-Founder & CTO, Iambic Therapeutics

Joel O'mage, Research Scientist II, CVM Disease Area, Novartis Institutes for Biomedical Research, Inc.

Andrew Zhang, PhD, Director, Chemical Biology, AstraZeneca


Topics for discussion will include, but certainly not be limited to:

- How to increase awareness and address hidden barriers and biases in life sciences
- How to motivate early-career scientists to seek out mentors and resources
- How to convince senior leadership to take time for coaching the next generation of leaders and support DEI initiatives
- How to create simple and impactful opportunities for mentors and mentees to connect and collaborate

#### 6:00 Dinner Short Courses\*

\*Premium Pricing or separate registration required. See Short Courses page for details.

#### 8:30 Close of Day



# AI/ML-Enabled Drug Discovery – Part 2

AI/ML for Identifying Novel Targets, Leads and Predicting Therapeutic Efficacy

OCTOBER 2-3, 2024

THURSDAY, OCTOBER 3

7:30 am Registration Open and Morning Coffee

## INSIGHTS FROM VENTURE CAPITALISTS

### 8:00 PANEL DISCUSSION: Trends in Drug Discovery

Moderator: Daniel A. Erlanson, PhD, Chief Innovation Officer, Innovation and Discovery, Frontier Medicines Corporation

Panelists:

Jernej Godec, PhD, Principal, Atlas Venture

Jenna Hebert, PhD, Senior Associate, RA Capital Management

Jamie Kasuboski, PhD, Partner, Luma Group

Jasmina Marjanovic, PhD, Partner, Takeda Ventures

Swetha Murali, PhD, Vice President, OMX Ventures

## AI-ENABLED DECISION-MAKING

### 8:45 Chairperson's Remarks

Shruthi Bharadwaj, PhD, Global Lead, Digital & Analytics, R&D Global Operations, Sanofi

### 8:50 A Specialized Platform for Innovative Research Exploration (ASPIRE): Lowering the Barrier to Drug Development by Applying Automation, Data Analytics, and AI/Machine Learning to Chemistry and Biology

Sean Gardner, MS, Scientific Program Manager, Office of Special Initiatives, NCATS, National Institutes of Health

The gap between drug discovery and information science continues to close, hence there has never been a better time to leverage the power of AI/ML techniques to advance our understanding of the relationships between chemical and biological space. NCATS and the greater scientific community have identified focus areas that need to be addressed and supported in order to transform the design-synthesize-test cycle to transition to be more data-driven.

### 9:20 AI-Driven Hit Finding: A Perspective from the CACHE Challenges

Matthieu Schapira, PhD, Principal Investigator, Structural Genomics Consortium

CACHE is a series of prospective computational hit-finding challenges. Results from the first challenges confirm that the field is in an exploratory mode, where a variety of ways to implement deep learning methodologies are tested with mixed success. Fragment-based and *de novo* generative design strategies are repeatedly among the best performing computational workflows in the first challenge. Lessons from the second challenge will also be presented.

### 9:50 FEATURED PRESENTATION: A Primer on Machine Learning for Experimental Molecular Researchers – Principles, Practicalities, and Pitfalls

Adrian Whitty, PhD, Associate Professor, Department of Chemistry, Boston University

Lowering the barrier to entry to Machine Learning (ML), for scientists without strong backgrounds in computer science and statistics, is important for broadening access to these powerful methods. I will describe a set of methods we, as experimentalists, have found useful as entry points to ML, with examples. The focus is on conceptualizing the underlying principles, and on appreciating the key scientific decisions and controls that lead to meaningful outcomes.

10:20 In-Person Breakouts

11:05 Coffee Break in the Exhibit Hall with Poster Viewing and Best of Show Awards Announced

## ACCELERATING DISCOVERY USING AI/ML STRATEGIES

### 11:45 AI at the Frontier: Pioneering Rare Disease Research and Patient Outcomes

Linxin Gu, MS, CEO, TechConnect

In the fight against rare diseases, AI technologies offer unprecedented opportunities to accelerate discovery and enhance patient care. We utilize AI to bridge significant gaps in rare disease research, focusing on improving diagnostic accuracy, speeding up discovery, and tailoring treatments to individual patient needs. Our approach leverages deep learning and genetic algorithms to identify novel drug targets and predict therapeutic outcomes, thus reducing time and cost bringing treatments to market.

### 12:15 pm Closed-Loop Discovery: Integrating AI, Data Science, and Human Expertise

Jessen Yu, Senior Director, Data Science, Valo Health

Our talk explores how data scientists, ML modelers, medicinal chemists, and others have collaborated to accelerate small molecule drug discovery through our closed-loop discovery process. At its core, closed-loop discovery is an integrated, streamlined pipeline that rapidly propagates information through the design-make-test-analyze cycle. We'll illustrate how each expert contributes to the overarching goal and how we've tackled the challenge of enabling effective collaboration among these diverse personas.

12:45 Sponsored Presentation (Opportunity Available)

1:15 Transition to Lunch

1:20 Luncheon Presentation to be Announced



1:50 Dessert Break in the Exhibit Hall with Last Chance for Poster Viewing

## AI-DRIVEN TARGET DISCOVERY

### 2:30 Chairperson's Remarks

Harpreet Saini, PhD, Senior Director, Informatics, Astex Pharmaceuticals Ltd.

### 2:35 Integrative Computational Genetics Approach for Target Discovery of ALS

Harpreet Saini, PhD, Senior Director, Informatics, Astex Pharmaceuticals Ltd.

We have developed a computational, genetics-based approach which integrates functional data from GWAS, ontologies, and biological networks to predict potential drug targets with evidence for disease association. We obtained a list of target genes associated with ALS and prioritized potential target genes by integrating structural information and cell-type transcriptomics data.



### 3:05 FEATURED PRESENTATION: Target Discovery Using AI—The Story behind Insilico Medicine's Discovery and Validation of MYT1 as a Target Implicated in Breast Cancer

Petrina Kamy, PhD, Global Head of AI Platforms, Vice President Insilico Medicine; President, Insilico Medicine Canada, Insilico

Using PandaOmics, we identified MYT1 as a promising new therapeutic target for breast and gynecological cancer. PandaOmics is Insilico Medicine's AI-driven target discovery platform that leverages multi-modal data to discover targets implicated in a disease. To further validate the



# AI/ML-Enabled Drug Discovery – Part 2

AI/ML for Identifying Novel Targets, Leads and Predicting Therapeutic Efficacy

OCTOBER 2-3, 2024

selection of MYT1, we leveraged Chemistry42 to design and optimize a lead compound that exhibits remarkable selectivity over WEE1 and has promising *in vivo* antitumor efficacy.

### 3:35 Interaction-Based Hit Discovery Platform to Orphan Targets

*Dmitri Kireev, PhD, Professor, Department of Chemistry, University of Missouri*

Interaction-based screening and design are promising novel strategies for hit finding and lead optimization. The key information unit in the interaction realm is a thin interface between the interacting ligand and protein. When fed to deep neural networks, interaction signatures may infer SAR for unliganded proteins by exploiting structural data across ligands and proteins. We give an overview of the approach and describe its successful applications to several challenging targets.

### 4:05 Assessment of Target Druggability Enabled by Machine Learning

*Diane M. Joseph-McCarthy, PhD, Professor of the Practice, Biomedical Engineering, Boston University*

Identification of hot spots on the surface of macromolecules is key to evaluating the druggability of novel targets and the likelihood of finding new chemical entities. Computational hot-spot mapping was performed across a set of drug targets, and a machine learning approach was employed to select the top druggable sites. Within this context, the utility of AI-generated protein models obtained using AlphaFold, including ensembles of structural models, was assessed.

### 4:35 Close of Conference



# Physiologically Relevant Translational Models

3D Organoids and Other *in vitro* Models for Preclinical Drug Development and IND Submissions | **OCTOBER 1-2, 2024**

**TUESDAY, OCTOBER 1**

7:00 am Registration Open and Morning Coffee

## UNDERSTANDING TRANSLATIONAL CHALLENGES

7:55 Welcome Remarks

8:00 Chairperson's Remarks

Madhu Lal Nag, PhD, CSO, InSphero

8:05 Perspectives and Opportunities Analysis of Translational *in vitro* Models from the 3Rs Collaborative

Sally Thompson-Iritani, DVM, PhD, Assistant Vice Provost, Animal Care & Outreach & 3Rs, University of Washington

This presentation will include a comprehensive analysis of translational *in vitro* models from the perspective of the 3Rs Collaborative. We will explore current methodologies, challenges, and opportunities in developing and utilizing these models to enhance biomedical research while minimizing animal use. It delves into the potential impact of these models for future advancements and collaboration in the pursuit of humane and effective research practices.

8:35 Evidentiary Considerations to Build Confidence Including Complex *in vitro* Models in a Weight-of-Evidence Approach to Support Advancing New Therapies to Clinical Trials

Nicholas King, MS, Executive Director, Critical Path Institute

There is a significant opportunity for a paradigm shift in drug development and discovery by integrating complex *in vitro* models (CIVM). Stakeholders need to identify unmet needs and establish criteria for qualification and implementation of CIVM. CIVMs may play an important role in a weight-of-evidence approach when utilizing human CIVMs to address questions when animal models cannot.

9:35 Networking Coffee Break



10:05 FEATURED PRESENTATION: Advancing Alternative Methods for Regulatory Use

Rodney L. Rouse, DVM, MBA, PhD, Deputy Director, Division of Applied Regulatory Science, Center for Drug Evaluation and Research, United States Food and Drug Administration

This talk will attempt to convey FDA perspective on and interest in developing and adopting alternative methods including review of FDA involvement in efforts to advance alternative methods for regulatory use.

10:35 PANEL DISCUSSION: Navigating the Non-Animal Models Ecosystem in Therapeutic Development

Moderator: Madhu Lal Nag, PhD, CSO, InSphero

Panelists:

Marc Ferrer, PhD, Director, 3D Tissue Bioprinting Laboratory, Division of Preclinical Innovation, National Center for Advancing Translational Sciences, National Institutes of Health (NIH)

Nicholas King, MS, Executive Director, Critical Path Institute

Rodney L. Rouse, DVM, MBA, PhD, Deputy Director, Division of Applied Regulatory Science, Center for Drug Evaluation and Research, United States Food and Drug Administration

Sally Thompson-Iritani, DVM, PhD, Assistant Vice Provost, Animal Care & Outreach & 3Rs, University of Washington

11:35 Sponsored Presentation (Opportunity Available)

12:05 pm Transition to Lunch

12:10 Luncheon Presentation (Sponsorship Opportunity Available) or Enjoy Lunch on Your Own

12:40 Session Break

## EFFECTIVENESS OF IN VITRO MODELS

1:15 Chairperson's Remarks

Marc Ferrer, PhD, Director, 3D Tissue Bioprinting Laboratory, Division of Preclinical Innovation, National Center for Advancing Translational Sciences, National Institutes of Health (NIH)

1:20 Monolayers, Organoids, and Multi-Cell Type Spheroids: Patient-Derived Tumor Models for the Preclinical Assessment of Experimental Therapeutics

Nathan P. Coussens, PhD, Scientific Director, Molecular Pharmacology Laboratory, Frederick National Laboratory for Cancer Research

Translation throughout the discovery/development pipeline into the clinic requires assays and model systems with physiological and pharmacological relevance. The ability to incorporate patient-derived tumor cells into assays with sufficient complexity to predict patient tumor responses could accelerate the development of new therapies. This presentation will describe the use of various patient-derived tumor models from the National Cancer Institute's Patient-Derived Models Repository for the evaluation of approved and investigational anticancer agents.



1:50 FEATURED PRESENTATION: Microphysiological Models of Chronic Inflammatory Diseases

Linda Griffith, PhD, Professor, Biological Engineering & Teaching Innovation, Massachusetts Institute of Technology

Can Microphysiological Systems (MPS) become true replacements for animals in research and drug development? The answer depends on the development of (relatively) low-cost, turnkey technologies and bridging the gap between modern systems biology and the MPS community. It requires conceptualizing human pathophysiology through the lens of systems biology to design MPS that capture chronic inflammatory diseases: immune components, organ-organ crosstalk, and sex dimorphism.

2:20 Sponsored Presentation (Opportunity Available)

2:50 In-Person Breakouts

3:35 Grand Opening Refreshment Break in the Exhibit Hall with Poster Viewing and Best of Show Voting Begins

## AI MODELS HELPING TRANSLATIONAL RESEARCH


4:30 Chairperson's Remarks

Yuan Wang, PhD, Head of Research Analytics, UCB Pharma

4:35 Computational Evaluation of Human-Relevant *in vitro* Disease Models Enables Phenotype Differentiation

Yuan Wang, PhD, Head of Research Analytics, UCB Pharma

Early translational studies using human-relevant *in vitro* models can help our understanding of disease pathobiology by simulating hallmark phenotypes in patients. To study these phenotypes, we have developed both 2D and 3D *in vitro* human models using iPSC-derived cardiomyocytes. We have analyzed the behavior of these models using computational methods like signal processing and computer vision. We will present promising results from this analysis as well as potential caveats.



# Physiologically Relevant Translational Models

## 3D Organoids and Other *in vitro* Models for Preclinical Drug Development and IND Submissions | OCTOBER 1-2, 2024

### 5:05 Generative AI for Toxicology and Drug Safety

Weida Tong, PhD, Director, Division of Bioinformatics & Biostatistics, National Center for Toxicological Research, US FDA

This presentation will showcase examples from FDA projects in Generative AI, focusing on its application using Generative Adversarial Networks (GANs) in predictive toxicology, translational toxicology, and drug safety assessment. Specifically, these projects apply GANs to: (1) Learn from existing animal study data to generate animal study results without conducting actual experiments; (2) Generate toxicogenomics data based solely on experimental design; and (3) Translate findings from one organ to another.

### 5:35 AI Methods to Integrate Multi-modal Omics, Spatial and Single Cell Profiling to Identify Gene Regulatory Programs

Arvind Rao, PhD, Associate Professor, Department of Computational Medicine and Bioinformatics, University of Michigan

Spatial profiling technologies coupled with non-spatial profiling like scRNAseq have the potential to enable a multi-factorial, multi-modal characterization of the tissue microenvironment. Advances in statistics and ML can aid interpretation and integration with companion data like bulk and singlecell genomics. I will discuss analysis paradigms from machine learning that can be used to integrate and then prioritize gene regulatory programs underlying oncogenesis (as well as therapeutic candidates) using case studies.

### 6:05 Welcome Reception in the Exhibit Hall with Poster Viewing

### 7:05 Close of Day

## WEDNESDAY, OCTOBER 2

### 7:30 am Registration Open and Morning Coffee

## DEVELOPING COMPLEX DISEASE MODELS

### 7:55 Chairperson's Remarks

Claus Jorgensen, PhD, Team Leader, Systems Oncology, Institute of Cancer Research

### 8:00 Modeling Complex Interactions between Tumor and Host Using Organoids

Claus Jorgensen, PhD, Team Leader, Systems Oncology, Institute of Cancer Research

Tumors are complex ecosystems where cancer cells are embedded within a complex microenvironment comprising multiple infiltrating cell types and a pathologically remodeled extracellular matrix. While much progress has been made in establishing and interrogating epithelial and stem cell-like models, incorporation of cells from the microenvironment and biophysical changes is challenging. Here, I will describe our efforts to develop and interrogate models of tumor cells and the conscripted microenvironment.

### 8:30 Functional Brain Region-Specific Neural 3D Cellular Models for Drug Screening

Marc Ferrer, PhD, Director, 3D Tissue Bioprinting Laboratory, Division of Preclinical Innovation, National Center for Advancing Translational Sciences, National Institutes of Health (NIH)

There is a need for neural models that incorporate the physiological complexity of the brain and are compatible with high throughput screening platforms. We have used iPSC-derived neural cells to make functional brain region-specific neural 3D cellular models in multi well plate format for drug screening. We will show data demonstrating neural spheroids with spontaneous and synchronized calcium oscillations and spatially defined neural circuit models produced using bioprinting techniques.

### 9:00 Characterization of a Human Colonic Microtissue as a Novel *in vitro* Tool to Investigate Colonic Drug Disposition

Stephanie Kourula, PhD, Principal Scientist, Johnson & Johnson Innovative Medicine

Human drug absorption is one of the critical parameters to define the bioavailability of drug candidates. Traditional *in vitro* models focus on the small intestine where most drugs are absorbed. However, accurately predicting colonic absorption has become increasingly relevant for drugs targeting the colon to treat colonic diseases. Therefore, we have characterized an organotypic 3D colon microtissue (*EpiColon*) as a novel *in vitro* platform to model colonic drug disposition.

### 9:30 Sponsored Presentation (Opportunity Available)

### 10:00 Coffee Break in the Exhibit Hall with Poster Viewing

## PLENARY KEYNOTE PROGRAM

### 10:50 Plenary Keynote Chairperson's Remarks

An-Dinh Nguyen, Team Lead, Discovery on Target, Cambridge Healthtech Institute



### 10:55 PLENARY KEYNOTE: Discovery of Transformative Rx to Treat Obesity and Related Diseases

Richard DiMarchi, PhD, Distinguished Professor of Chemistry and Chair, Biomolecular Sciences, Indiana University; former Executive, Lilly and Novo Research Labs

To address obesity, a medicinal challenge that warrants broad molecular diversity, we pioneered the pharmacological strategy of recruiting endogenous hormones to optimize physiological mechanisms. Our discovery of single-molecule, multi-mechanism incretins enabled breakthrough efficacy in lowering body weight. The integrated pharmacology of these endocrine proteins and nuclear hormones is providing a library of drug candidates that promises great clinical outcomes for obesity and associated diseases that have historically been intractable.



### 11:40 PLENARY KEYNOTE: Fragment-Based Drug Discovery for Elusive Cancer Targets

Stephen W. Fesik, PhD, Professor of Biochemistry, Pharmacology & Chemistry; Orrin H. Ingram II Chair in Cancer Research, Vanderbilt University

The most highly validated cancer targets (KRAS, MYC, and WNT) affecting the majority of cancers are thought to be impossible to drug. Using fragment-based methods that I pioneered over 25 years ago, we have discovered mutant selective and pan KRAS inhibitors, potent inhibitors of the MYC cofactor WDR5, and degraders of b-catenin in the WNT pathway. These novel inhibitors/degraders should have a tremendous impact on cancer treatment in the future.

### 12:25 pm Close of Physiologically Relevant Translational Models Conference

# ➔ Join Us in Boston!

## Conference Venue and Hotel:

Sheraton Boston  
39 Dalton Street  
Boston, MA 02199

**Discounted Room Rate:** \$309 s/d

**Discounted Room Rate Cut-off Date:** September 2, 2024

For additional information please visit  
[DiscoveryOnTarget.com/Travel](https://DiscoveryOnTarget.com/Travel)


## Present a Poster and Save \$50

Cambridge Healthtech Institute encourages attendees to gain further exposure by presenting their work in the poster sessions. To secure an onsite poster board and/or ensure your poster is included in the conference materials, your full submission must be received, and your registration paid in full by September 6, 2024.

### Reasons you should present your research poster at this conference:

- Your research will be seen by our international delegation, representing leaders from top pharmaceutical, biotech, academic and government institutions
- Discuss your research and collaborate with other attendees
- Your poster content will be published in our conference materials
- Receive \$50 off your registration

**Deadline: September 6, 2024**



Please use keycode  
**DOT PDF F** when registering!

## Can't Make it to Boston? Join via our Robust Virtual Platform:



INTUITIVE  
INTERFACE



LIVE CHAT



RECORDED  
SESSIONS



COMPANY  
BRANDING



LIVE  
SESSIONS



DOWNLOADS



POSTER  
SESSIONS